

CHAPTER

33

LIGHTS

For training purposes only!

CHAPTER 33
LIGHTS

CH-SC-SU	Schem	Page	Sheet	Date	CH-SC-SU	Schem	Page	Sheet	Date
33-EFFECTIVE PAGES					33-11-33				
		1 thru 4		Mar 07/2012			101		May 02/2008
33-CONTENTS					33-11-41				
		1		Jun 30/2009			101		May 02/2008
		2		May 02/2008	33-12-11				Jan 11/2006
R		3		Mar 07/2012	33-12-12				Jan 11/2006
		4		Oct 05/2011			101		May 02/2008
		5		May 09/2011	33-14-11				May 02/2008
		6		Oct 05/2011	33-14-12				May 02/2008
33-ALPHABETICAL INDEX					33-17-11				
		1		May 02/2008			101		Jan 11/2006
		2		May 09/2011			102		Jan 11/2006
		3		May 09/2011	33-18-11				Jan 11/2006
		4		BLANK			101		Jan 11/2006
33-00-01							102		Jan 11/2006
		101		Jun 30/2009					
33-11-11							101		Jan 11/2006
		101		Jan 11/2006			102		Jan 11/2006
33-11-21							103		Jan 11/2006
		101		Jan 11/2006	33-18-21				
33-11-31							101		May 02/2008
		101		Jan 11/2006	33-18-22				
33-11-32							101		Jan 11/2006
		101		Jan 11/2006			102		May 02/2008

A = Added, R = Revised, D = Deleted, O = Overflow

33-EFFECTIVE PAGES

Page 1
Mar 07/2012

D280A238

BOEING PROPRIETARY - Copyright © Unpublished Work - See title page for details

**CHAPTER 33
LIGHTS**

CH-SC-SU	Schem	Page	Sheet	Date	CH-SC-SU	Schem	Page	Sheet	Date
33-18-23		101		Jan 11/2006	33-18-51		101		Jan 11/2006
33-18-24		101		Jan 11/2006	33-18-61		101		Jan 11/2006
33-18-31		101		Jan 11/2006			102		Jan 11/2006
		102		Jan 11/2006			103		Jan 11/2006
33-18-32		101		Jan 11/2006	33-18-62		101		Jan 11/2006
33-18-33		101		Jan 11/2006			102		May 09/2011
33-18-34		101		Jan 11/2006	33-18-63		101		May 02/2008
33-18-35		101		Jan 11/2006	33-18-64		101		Jan 11/2006
33-18-36		101		Jan 11/2006	33-21-11	R	101		Mar 07/2012
33-18-37		101		Jan 11/2006	33-21-12		101		Jan 11/2006
33-18-41		101		Jan 11/2006	33-22-11		101		Jun 30/2009
33-18-42		101		May 09/2011	33-22-12		101		Jan 11/2006
					33-23-11		101		May 09/2011

A = Added, R = Revised, D = Deleted, O = Overflow

33-EFFECTIVE PAGES

Page 2
Mar 07/2012

D280A238

BOEING PROPRIETARY - Copyright © Unpublished Work - See title page for details

CHAPTER 33
LIGHTS

CH-SC-SU	Schem	Page	Sheet	Date	CH-SC-SU	Schem	Page	Sheet	Date
33-23-12		101		May 09/2011	33-26-21		101		Oct 05/2011
33-23-21		101		May 02/2008	33-26-31		101		Jun 30/2009
33-23-22		101		May 02/2008	33-27-11		101		Jan 11/2006
33-23-31		101		May 02/2008	33-27-21		101		Jan 11/2006
33-25-11		101		Jan 11/2006	33-27-22		101		Jan 11/2006
33-25-12		101		Jan 11/2006	33-27-31		101		Jan 11/2006
33-25-21		101		Jan 11/2006	33-27-32		101		May 09/2011
33-25-22		101		Jan 11/2006	33-27-41		101		May 09/2011
33-25-31		101		Jan 11/2006	33-29-11		101		Jun 30/2009
33-25-32		101		Jan 11/2006	33-32-11		101		Jan 11/2006
33-25-41		101		May 02/2008	33-33-11		101		Jan 11/2006
33-26-11		101		Jan 11/2006	33-34-11		101		Jan 11/2006

A = Added, R = Revised, D = Deleted, O = Overflow

33-EFFECTIVE PAGES

Page 3
Mar 07/2012

D280A238

BOEING PROPRIETARY - Copyright © Unpublished Work - See title page for details

**CHAPTER 33
LIGHTS**

CH-SC-SU	Schem	Page	Sheet	Date	CH-SC-SU	Schem	Page	Sheet	Date
33-35-11		101		May 09/2011	33-51-11		101	1	May 02/2008
		102		May 09/2011				2	May 02/2008
33-36-11		101		Jan 11/2006	33-51-12		101		Jan 11/2006
33-36-12		101		May 02/2008	33-51-13		101		Jan 11/2006
33-41-11		101		May 09/2011	33-51-14		101		Jan 11/2006
33-42-11		101		Jun 30/2009	33-51-21		101		Jan 11/2006
33-43-11		101		Jun 30/2009			102		Jan 11/2006
		101.1		Jun 30/2009					
33-44-11		101		Jun 30/2009					
33-44-12		101		Oct 05/2011					
		101.1		Jun 30/2009					
33-45-11		101		Jan 11/2006					
33-49-11		101		Jun 30/2009					

A = Added, R = Revised, D = Deleted, O = Overflow

33-EFFECTIVE PAGES

Page 4
Mar 07/2012

D280A238

BOEING PROPRIETARY - Copyright © Unpublished Work - See title page for details

CHAPTER 33 LIGHTS

Title	CH-SC-SU	Schem	Page	Sheet	Date	Effectivity
<u>LIGHTS</u>						
SPARE BULB STOWAGE	33-00-01		101		Jun 30/2009	ALL
<u>INSTRUMENT AND PANEL LIGHTS</u>						
CAPTAIN'S INSTRUMENT PANEL LIGHTING	33-11-11		101		Jan 11/2006	ALL
FIRST OFFICER'S INSTRUMENT PANEL LIGHTING	33-11-21		101		Jan 11/2006	ALL
CAPTAIN'S & FIRST OFFICER'S CENTER INSTRUMENT PANEL	33-11-31		101		Jan 11/2006	ALL
STANDBY INSTRUMENT AND PANEL LIGHTS - CAPT, F/O, CENTER PANELS	33-11-32		101		Jan 11/2006	ALL
STANDBY INSTRUMENT AND PANEL LIGHTS - CONTROL STAND	33-11-33		101		May 02/2008	YD001-YD007
PILOTS CONTROL STAND LIGHTING	33-11-41		101		May 02/2008	YD001-YD007
<u>OVERHEAD INSTRUMENT PANEL</u>						
OVERHEAD INSTRUMENT PANEL LIGHTS PART ONE	33-12-11		101		Jan 11/2006	ALL
OVERHEAD INSTRUMENT PANEL LIGHTS PART TWO	33-12-12		101		Jan 11/2006	ALL
<u>FLIGHT COMPARTMENT LIGHTS</u>						
PILOT'S BACKGROUND LIGHTS	33-14-11		101		May 02/2008	ALL
DOMES LTG, CONTROL STAND FLOOD LTG, STBY COMPASS LTG, & C/B PNL LTG	33-14-12		101		May 02/2008	ALL
<u>FLIGHT CREW LIGHTS</u>						
MAP, FLIGHT KIT AND READING LIGHTS	33-17-11		101		Jan 11/2006	YD001-YD005
			102		Jan 11/2006	YD006-YD020
<u>MASTER DIM AND TEST SYSTEM</u>						
MASTER DIM & TEST SYSTEM- POWER & CONTROL	33-18-11		101		Jan 11/2006	YD001-YD005

33-CONTENTS

Page 1
Jun 30/2009

D280A238

BOEING PROPRIETARY - Copyright © Unpublished Work - See title page for details

**CHAPTER 33
LIGHTS**

Title	CH-SC-SU	Schem	Page	Sheet	Date	Effectivity
MASTER DIM & TEST SYSTEM- POWER & CONTROL (cont.)	33-18-11		102		Jan 11/2006	YD006
			103		Jan 11/2006	YD007-YD020
MASTER DIM & TEST SYSTEM- MAIN INSTRUMENT PANEL, CAPT	33-18-21		101		May 02/2008	YD001-YD007
MASTER DIM & TEST SYSTEM- MAIN INSTRUMENT PANEL, F/O	33-18-22		101		Jan 11/2006	YD001-YD002
			102		May 02/2008	YD003-YD007
MASTER DIM & TEST SYSTEM- MAIN INSTRUMENT PANEL, CTR LEFT	33-18-23		101		Jan 11/2006	ALL
MASTER DIM & TEST SYSTEM- MAIN INSTRUMENT PANEL, CTR RIGHT	33-18-24		101		Jan 11/2006	ALL
MASTER DIM & TEST SYSTEM- FWD OVERHEAD PANEL, GROUP 1	33-18-31		101		Jan 11/2006	YD001-YD006
			102		Jan 11/2006	YD007-YD020
MASTER DIM & TEST SYSTEM- FWD OVERHEAD PANEL, GROUP 2	33-18-32		101		Jan 11/2006	ALL
MASTER DIM & TEST SYSTEM- FWD OVERHEAD PANEL, GROUP 3	33-18-33		101		Jan 11/2006	ALL
MASTER DIM & TEST SYSTEM- FWD OVERHEAD PANEL, GROUP 4	33-18-34		101		Jan 11/2006	ALL
MASTER DIM & TEST SYSTEM- FWD OVERHEAD PANEL, GROUP 5	33-18-35		101		Jan 11/2006	ALL
MASTER DIM & TEST SYSTEM- FWD OVERHEAD PANEL, GROUP 6	33-18-36		101		Jan 11/2006	ALL
MASTER DIM & TEST SYSTEM- FWD OVERHEAD PANEL, GROUP 7	33-18-37		101		Jan 11/2006	ALL

33-CONTENTS

Page 2
May 02/2008

D280A238

BOEING PROPRIETARY - Copyright © Unpublished Work - See title page for details

**CHAPTER 33
LIGHTS**

Title	CH-SC-SU	Schem	Page	Sheet	Date	Effectivity
MASTER DIM & TEST SYSTEM- AFT OVERHEAD PANEL, GROUP 1	33-18-41		101		Jan 11/2006	ALL
MASTER DIM & TEST SYSTEM- AFT OVERHEAD PANEL, GROUP 2	33-18-42		101		May 09/2011	ALL
MASTER DIM & TEST SYSTEM- GLARESHIELD PANEL	33-18-51		101		Jan 11/2006	YD001-YD007
MASTER DIM & TEST SYSTEM- AISLE STAND PANEL, GROUP 1	33-18-61		101		Jan 11/2006	YD001-YD005
			102		Jan 11/2006	YD006
			103		Jan 11/2006	YD007-YD020
MASTER DIM & TEST SYSTEM- AISLE STAND PANEL, GROUP 2	33-18-62		101		Jan 11/2006	YD001-YD005
			102		May 09/2011	YD006-YD020
MASTER DIM & TEST SYSTEM- AISLE STAND PANEL, GROUP 3	33-18-63		101		May 02/2008	ALL
MASTER DIM & TEST SYSTEM- AISLE STAND PANEL, GROUP 4	33-18-64		101		Jan 11/2006	ALL
<u>WINDOW LIGHTS</u>						
WINDOW LIGHTS CONTROL	33-21-11		101		Mar 07/2012	ALL
WINDOW LIGHTS	33-21-12		101		Jan 11/2006	ALL
<u>CEILING LIGHTS</u>						
CEILING LIGHTS CONTROL	33-22-11		101		Jun 30/2009	YD001-YD007
CEILING LIGHTS	33-22-12		101		Jan 11/2006	ALL
<u>READING LIGHTS</u>						
PASS READING LTS - LEFT FWD	33-23-11		101		May 09/2011	ALL
PASS READING LTS - LEFT AFT	33-23-12		101		May 09/2011	ALL

33-CONTENTS

Page 3
Mar 07/2012

D280A238

BOEING PROPRIETARY - Copyright © Unpublished Work - See title page for details

CHAPTER 33 LIGHTS

Title	CH-SC-SU	Schem	Page	Sheet	Date	Effectivity
PASS READING LTS - RIGHT FWD	33-23-21		101		May 02/2008	ALL
PASS READING LTS - RIGHT AFT	33-23-22		101		May 02/2008	ALL
READING LTS - PASS SERVICE UNIT	33-23-31		101		May 02/2008	ALL
<u>PASSENGER SIGNS</u>						
PASS SIGN - CONTROL	33-25-11		101		Jan 11/2006	ALL
PASS SIGNS - MISC	33-25-12		101		Jan 11/2006	YD001-YD007
PASS SIGNS - PSU LEFT FWD	33-25-21		101		Jan 11/2006	ALL
PASS SIGNS - PSU LEFT AFT	33-25-22		101		Jan 11/2006	ALL
PASS SIGNS - PSU RIGHT FWD	33-25-31		101		Jan 11/2006	ALL
PASS SIGNS - PSU RIGHT AFT	33-25-32		101		Jan 11/2006	ALL
NO SMOKING/FASTEN SEAT BELT SIGNS - PASS SERVICE UNIT	33-25-41		101		May 02/2008	ALL
<u>WORK LIGHTS</u>						
ATTENDANT WORK LIGHTS	33-26-11		101		Jan 11/2006	ALL
GALLEY LIGHTS	33-26-21		101		Oct 05/2011	ALL
LAVATORY LIGHTS AND SIGNS	33-26-31		101		Jun 30/2009	YD001-YD007
<u>PASSENGER AND LAVATORY CALL LIGHTS</u>						
PASSENGER AND LAVATORY CALL CONTROL	33-27-11		101		Jan 11/2006	YD001-YD007
PASSENGER AND LAVATORY CALL - LEFT FWD	33-27-21		101		Jan 11/2006	ALL
PASSENGER AND LAVATORY CALL - LEFT AFT	33-27-22		101		Jan 11/2006	ALL
PASSENGER AND LAVATORY CALL - RIGHT FWD	33-27-31		101		Jan 11/2006	ALL
PASSENGER AND LAVATORY CALL - RIGHT AFT	33-27-32		101		May 09/2011	ALL
PASSENGER AND LAVATORY CALL - PSU	33-27-41		101		May 09/2011	ALL

CHAPTER 33 LIGHTS

Title	CH-SC-SU	Schem	Page	Sheet	Date	Effectivity
<u>ENTRY LIGHTS</u>						
ENTRY LIGHTS	33-29-11		101		Jun 30/2009	YD001-YD007
<u>WHEEL WELL LIGHTS</u>						
SERVICE LIGHTING - WHEEL WELLS	33-32-11		101		Jan 11/2006	ALL
<u>AIR CONDITIONING COMPARTMENT LIGHTS</u>						
SERVICE LIGHTING - AIR CONDITIONING COMPARTMENT	33-33-11		101		Jan 11/2006	ALL
<u>ELECTRONIC EQUIPMENT COMPARTMENT LIGHTS</u>						
SERVICE LIGHTING - EQUIPMENT RACK FORWARD LOWER COMPARTMENT	33-34-11		101		Jan 11/2006	ALL
<u>ACCESSORY COMPARTMENT LIGHTS</u>						
SERVICE LIGHTING - ACCESSORY COMPARTMENT	33-35-11		101		May 09/2011	YD001-YD005
			102		May 09/2011	YD006-YD020
<u>CARGO COMPARTMENT LIGHTS</u>						
SERVICE LIGHTING - CARGO COMPARTMENT - FWD	33-36-11		101		Jan 11/2006	ALL
SERVICE LIGHTING - CARGO COMPARTMENT - AFT	33-36-12		101		May 02/2008	ALL
<u>WING ILLUMINATION LIGHTS</u>						
EXTERIOR LIGHTS - WING SCANNING	33-41-11		101		May 09/2011	ALL
<u>LANDING LIGHTS</u>						
EXTERIOR LIGHTS - LANDING	33-42-11		101		Jun 30/2009	ALL
<u>POSITION LIGHTS</u>						
EXTERIOR LIGHTS - POSITION	33-43-11		101		Jun 30/2009	ALL
			101.1		Jun 30/2009	YD005-YD007

33-CONTENTS

Page 5
May 09/2011

D280A238

BOEING PROPRIETARY - Copyright © Unpublished Work - See title page for details

CHAPTER 33 LIGHTS

Title	CH-SC-SU	Schem	Page	Sheet	Date	Effectivity
<u>ANTI-COLLISION LIGHTS</u>						
EXTERIOR LIGHTS - ANTICOLLISION - RED	33-44-11		101		Jun 30/2009	ALL
EXTERIOR LIGHTS - ANTICOLLISION - WHITE	33-44-12		101		Oct 05/2011	ALL
			101.1		Jun 30/2009	YD005-YD007
<u>TAXI AND RUNWAY TURNOFF LIGHTS</u>						
EXTERIOR LIGHTS - TAXI AND RUNWAY TURNOFF	33-45-11		101		Jan 11/2006	ALL
<u>LOGO LIGHTS</u>						
EXTERIOR LIGHTS - STABILIZER (LOGO) FLOOD LIGHTS	33-49-11		101		Jun 30/2009	ALL
<u>EMERGENCY LIGHTS</u>						
EMERGENCY EXIT LIGHTS - CONTROL	33-51-11		101	1	May 02/2008	ALL
				2	May 02/2008	ALL
EMERGENCY EXIT LIGHTS - FORWARD	33-51-12		101		Jan 11/2006	ALL
EMERGENCY EXIT LIGHTS - MID	33-51-13		101		Jan 11/2006	ALL
EMERGENCY EXIT LIGHTS - AFT	33-51-14		101		Jan 11/2006	ALL
EMERGENCY EXIT LIGHTS - FLOOR PROXIMITY	33-51-21		101		Jan 11/2006	YD001-YD002
			102		Jan 11/2006	YD003-YD020

**CHAPTER 33
LIGHTS**

CH-SC-SU	Title
33-26-11	ATTENDANT WORK LIGHTS
33-11-31	CAPTAIN'S & FIRST OFFICER'S CENTER INSTRUMENT PANEL
33-11-11	CAPTAIN'S INSTRUMENT PANEL LIGHTING
33-22-12	CEILING LIGHTS
33-22-11	CEILING LIGHTS CONTROL
33-14-12	DOME LTG, CONTROL STAND FLOOD LTG, STBY COMPASS LTG, & C/B PNL LTG
33-51-14	EMERGENCY EXIT LIGHTS - AFT
33-51-11	EMERGENCY EXIT LIGHTS - CONTROL
33-51-21	EMERGENCY EXIT LIGHTS - FLOOR PROXIMITY
33-51-12	EMERGENCY EXIT LIGHTS - FORWARD
33-51-13	EMERGENCY EXIT LIGHTS - MID
33-29-11	ENTRY LIGHTS
33-44-11	EXTERIOR LIGHTS - ANTICOLLISION - RED
33-44-12	EXTERIOR LIGHTS - ANTICOLLISION - WHITE
33-42-11	EXTERIOR LIGHTS - LANDING
33-43-11	EXTERIOR LIGHTS - POSITION
33-49-11	EXTERIOR LIGHTS - STABILIZER (LOGO) FLOOD LIGHTS
33-45-11	EXTERIOR LIGHTS - TAXI AND RUNWAY TURNOFF

CH-SC-SU	Title
33-41-11	EXTERIOR LIGHTS - WING SCANNING
33-11-21	FIRST OFFICER'S INSTRUMENT PANEL LIGHTING
33-26-21	GALLEY LIGHTS
33-26-31	LAVATORY LIGHTS AND SIGNS
33-17-11	MAP, FLIGHT KIT AND READING LIGHTS
33-18-41	MASTER DIM & TEST SYSTEM- AFT OVERHEAD PANEL, GROUP 1
33-18-42	MASTER DIM & TEST SYSTEM- AFT OVERHEAD PANEL, GROUP 2
33-18-61	MASTER DIM & TEST SYSTEM- AISLE STAND PANEL, GROUP 1
33-18-62	MASTER DIM & TEST SYSTEM- AISLE STAND PANEL, GROUP 2
33-18-63	MASTER DIM & TEST SYSTEM- AISLE STAND PANEL, GROUP 3
33-18-64	MASTER DIM & TEST SYSTEM- AISLE STAND PANEL, GROUP 4
33-18-31	MASTER DIM & TEST SYSTEM- FWD OVERHEAD PANEL, GROUP 1
33-18-32	MASTER DIM & TEST SYSTEM- FWD OVERHEAD PANEL, GROUP 2
33-18-33	MASTER DIM & TEST SYSTEM- FWD OVERHEAD PANEL, GROUP 3

33-ALPHABETICAL INDEX

Page 1
May 02/2008

D280A238

BOEING PROPRIETARY - Copyright © Unpublished Work - See title page for details

**CHAPTER 33
LIGHTS**

CH-SC-SU	Title	CH-SC-SU	Title
33-18-34	MASTER DIM & TEST SYSTEM- FWD OVERHEAD PANEL, GROUP 4	33-23-11	PASS READING LTS - LEFT FWD
33-18-35	MASTER DIM & TEST SYSTEM- FWD OVERHEAD PANEL, GROUP 5	33-23-22	PASS READING LTS - RIGHT AFT
33-18-36	MASTER DIM & TEST SYSTEM- FWD OVERHEAD PANEL, GROUP 6	33-23-21	PASS READING LTS - RIGHT FWD
33-18-37	MASTER DIM & TEST SYSTEM- FWD OVERHEAD PANEL, GROUP 7	33-25-11	PASS SIGN - CONTROL
33-18-51	MASTER DIM & TEST SYSTEM- GLARESHIELD PANEL	33-25-12	PASS SIGNS - MISC
33-18-21	MASTER DIM & TEST SYSTEM- MAIN INSTRUMENT PANEL, CAPT	33-25-22	PASS SIGNS - PSU LEFT AFT
33-18-23	MASTER DIM & TEST SYSTEM- MAIN INSTRUMENT PANEL, CTR LEFT	33-25-21	PASS SIGNS - PSU LEFT FWD
33-18-24	MASTER DIM & TEST SYSTEM- MAIN INSTRUMENT PANEL, CTR RIGHT	33-25-32	PASS SIGNS - PSU RIGHT AFT
33-18-22	MASTER DIM & TEST SYSTEM- MAIN INSTRUMENT PANEL, F/O	33-25-31	PASS SIGNS - PSU RIGHT FWD
33-18-11	MASTER DIM & TEST SYSTEM- POWER & CONTROL	33-27-22	PASSENGER AND LAVATORY CALL - LEFT AFT
33-25-41	NO SMOKING/FASTEN SEAT BELT SIGNS - PASS SERVICE UNIT	33-27-21	PASSENGER AND LAVATORY CALL - LEFT FWD
33-12-11	OVERHEAD INSTRUMENT PANEL LIGHTS PART ONE	33-27-41	PASSENGER AND LAVATORY CALL - PSU
33-12-12	OVERHEAD INSTRUMENT PANEL LIGHTS PART TWO	33-27-32	PASSENGER AND LAVATORY CALL - RIGHT AFT
33-23-12	PASS READING LTS - LEFT AFT	33-27-31	PASSENGER AND LAVATORY CALL - RIGHT FWD
		33-27-11	PASSENGER AND LAVATORY CALL CONTROL
		33-14-11	PILOT'S BACKGROUND LIGHTS
		33-11-41	PILOTS CONTROL STAND LIGHTING
		33-23-31	READING LTS - PASS SERVICE UNIT
		33-35-11	SERVICE LIGHTING - ACCESSORY COMPARTMENT

33-ALPHABETICAL INDEX

CHAPTER 33 LIGHTS

CH-SC-SU	Title
33-33-11	SERVICE LIGHTING - AIR CONDITIONING COMPARTMENT
33-36-12	SERVICE LIGHTING - CARGO COMPARTMENT - AFT
33-36-11	SERVICE LIGHTING - CARGO COMPARTMENT - FWD
33-34-11	SERVICE LIGHTING - EQUIPMENT RACK FORWARD LOWER COMPARTMENT
33-32-11	SERVICE LIGHTING - WHEEL WELLS
33-00-01	SPARE BULB STOWAGE
33-11-32	STANDBY INSTRUMENT AND PANEL LIGHTS - CAPT, F/O, CENTER PANELS
33-11-33	STANDBY INSTRUMENT AND PANEL LIGHTS - CONTROL STAND
33-21-12	WINDOW LIGHTS
33-21-11	WINDOW LIGHTS CONTROL

CH-SC-SU	Title

33-ALPHABETICAL INDEX

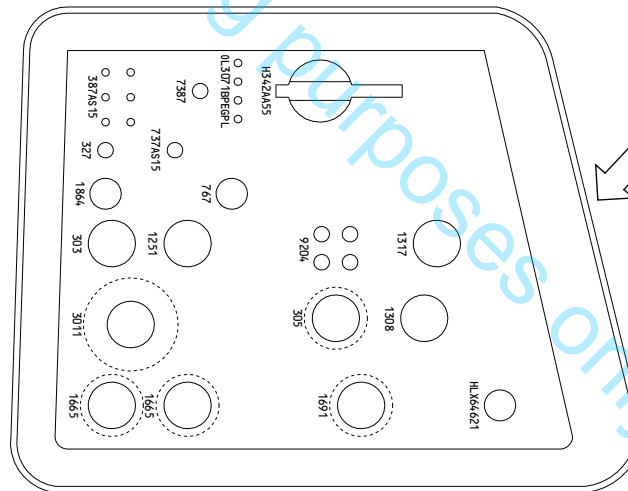
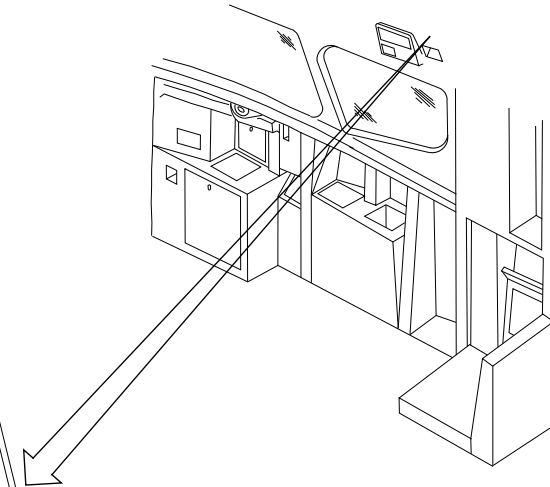
D280A238

BOEING PROPRIETARY - Copyright © Unpublished Work - See title page for details

Page 3
May 09/2011

LAMP NO.	USAGE	SPARE QTY
303	P6 FLOOD LT (OVHD)	1
305IF	THRESHOLD LT	1
327	STANDBY COMPASS LIGHTED PUSH BUTTON SW LAVATORY CALL LT	1
387AS15	ANNUNCIATOR LT LIGHTED PUSH BUTTON SW ASP MIC SELECT SW FIRE HANDLE LT NS/FSB SIGN	6
737AS15	MASTER CAUTION DISPLAY	1
767 ***	EXTERIOR EMERGENCY LT	1
1251	LAVATORY LT	1
1308	MAP LT ATTENDANT WORK LT	1
1317	PASS CABIN EMERGENCY LT CONT CABIN EMERGENCY LT	1
1665	CONT CABIN DOME LT WHEEL WELL LT AIR CONDITIONING COMPARTMENT LT ASSESSORY COMPARTMENT LT E/E BAY RACK LT CARGO COMPARTMENT LT	2
1691	P6 FLOOD LT (FLOOR)	1
1864	MASTER CAUTION ANNUNCIATOR FIRE WARNING ANNUNCIATOR FLIGHT KIT LT P6/P18 PANEL FLOOD LT PASS CABIN NIGHT LT CABIN ENTRY LT (DIM) RETURN TO SEAT SIGN (LAV)	1

LAMP NO.	USAGE	SPARE QTY
3011	WHEEL WELL LT	1
0L-3071BPE GPL	FLOOR PROXIMITY LT EMERGENCY EXIT SIGN	4
7387	PASS CABIN ATTENDANT CALL LT	1
9204 ***	FLIGHT CREW CHART LT PASSENGER READING LT	4
H342AA55	STANDBY ATTITUDE IND LT	1
HLX64621 ***	WING SCANNING LT POSITION LT LOGO LT	1



THIS CHART DOES NOT SHOW ALL BULBS USED ON AIRCRAFT.

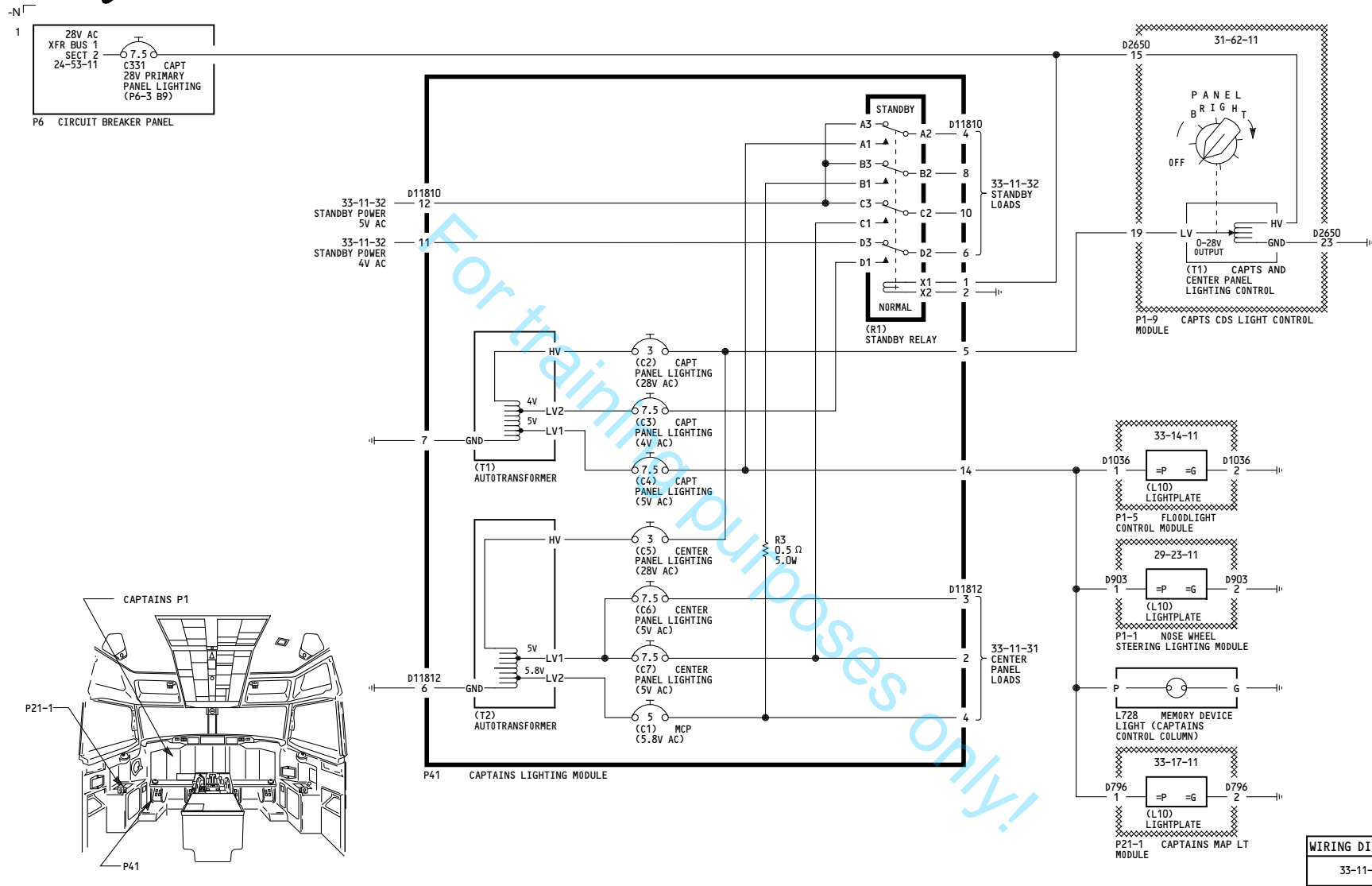
*** SPECIAL HANDLING REQUIRED:- LEAVE SHIPPING SLEEVE ON
UNTIL INSTALLED IN ASSEMBLY. FINGERPRINTS WILL SHORTEN
LAMP LIFE.

ALL	SPARE BULB STOWAGE
	D280A238

33-00-01

Page 101

Jun 30/2009

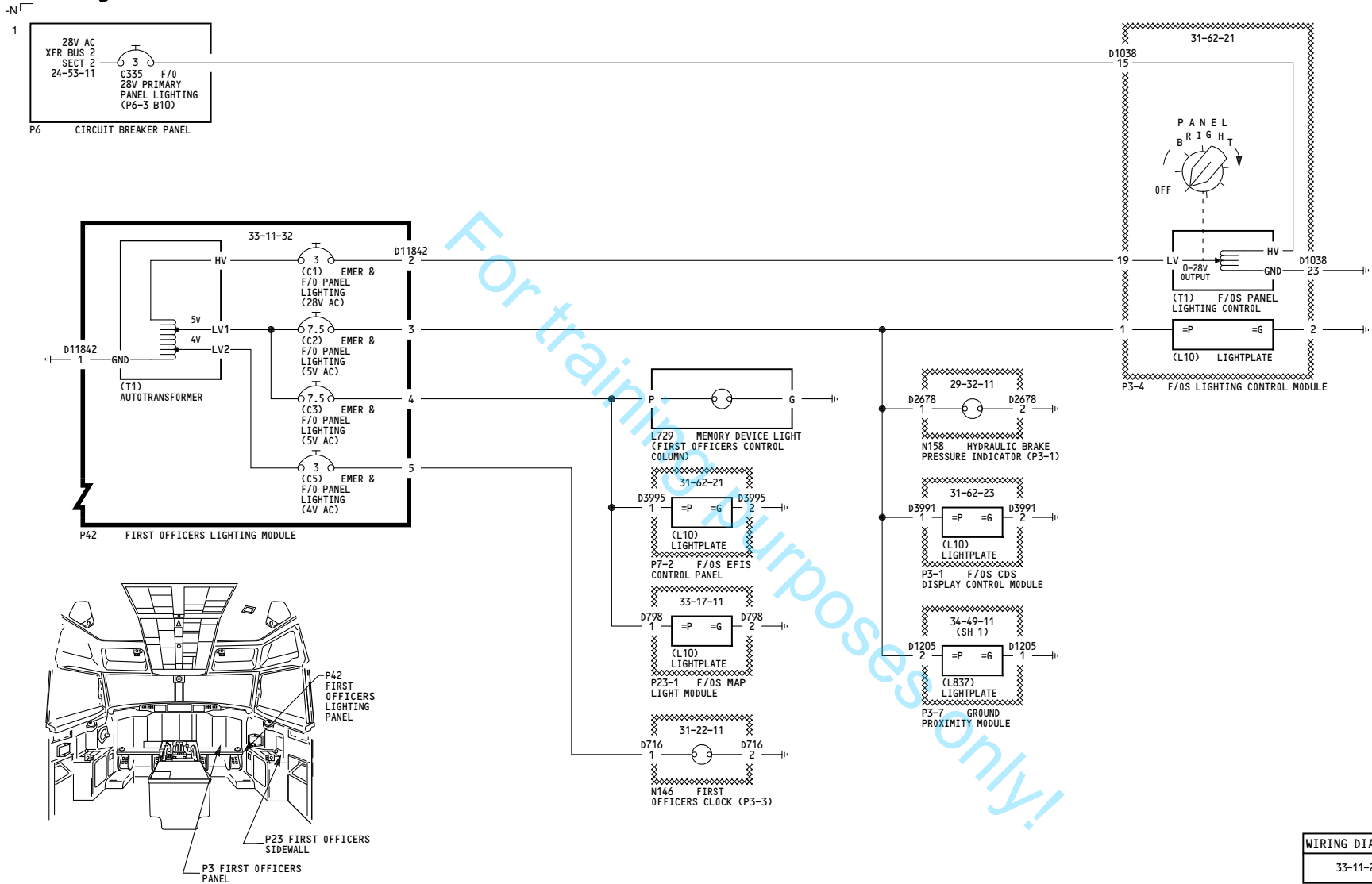


WIRING DIAGRAMS

33-11-11

Page 101

Jan 11/2006



ALL

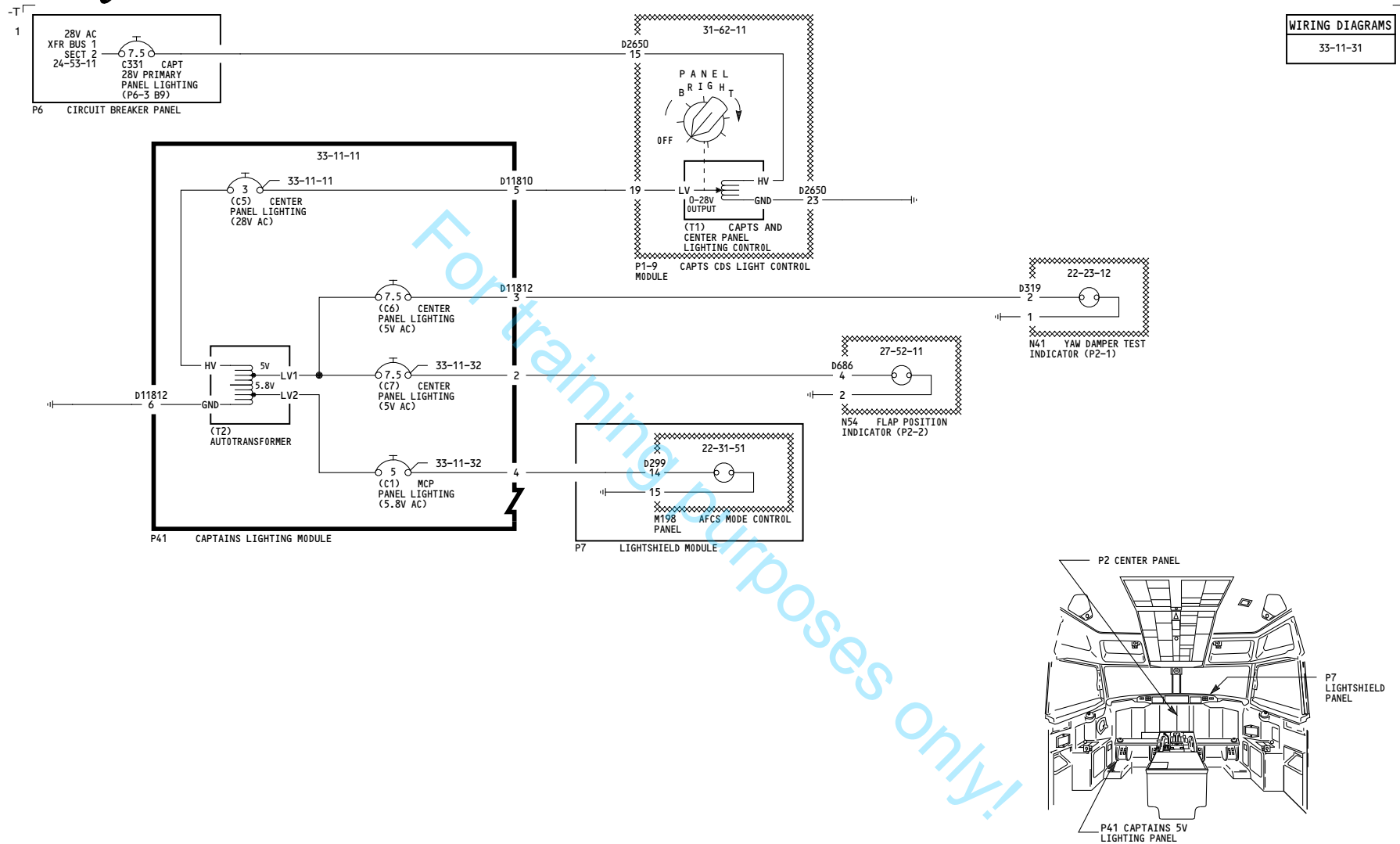
**FIRST OFFICER'S
INSTRUMENT PANEL LIGHTING**

D280A238

33-11-21

Page 101

Jan 11/2006



ALL

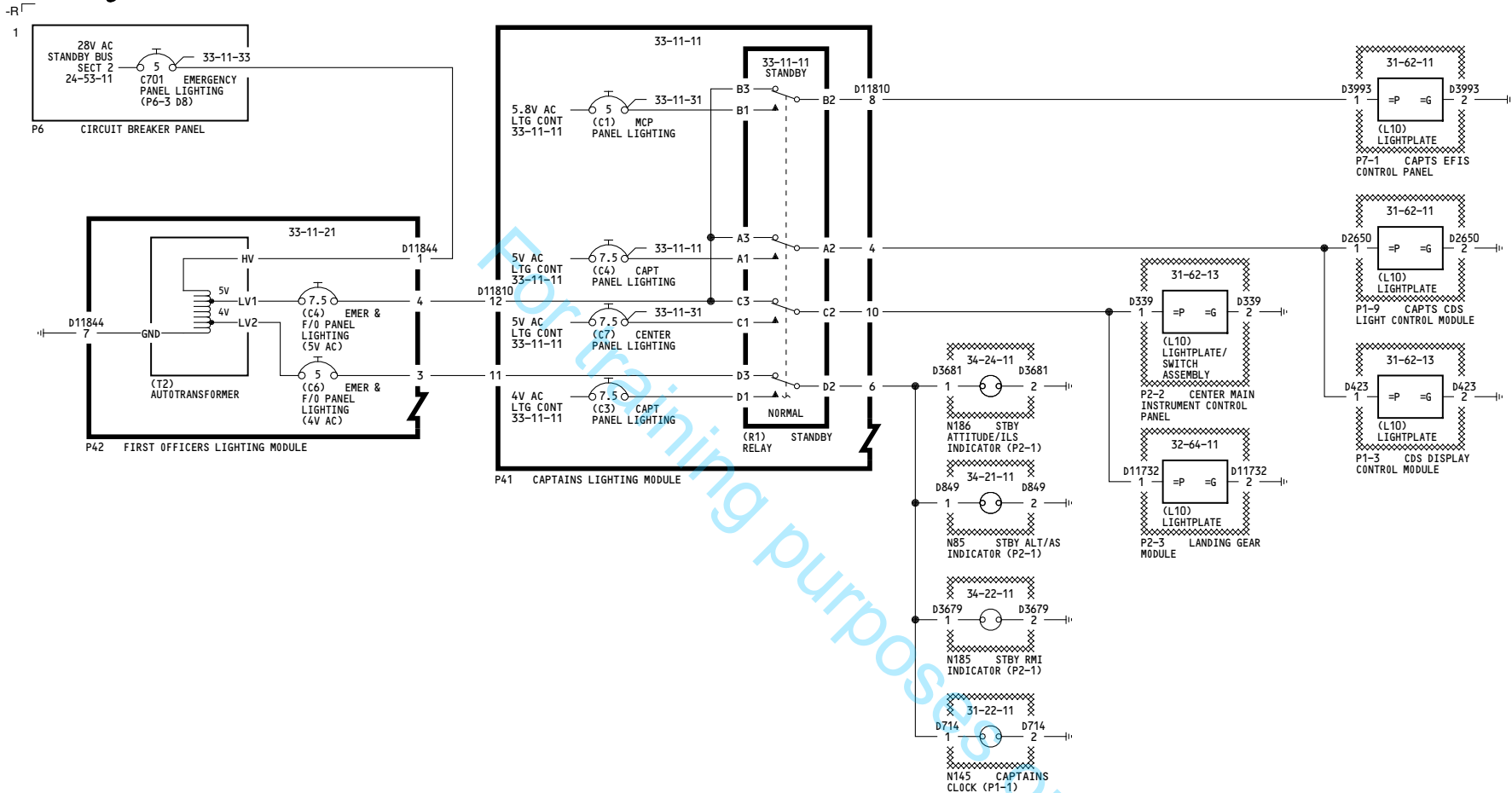
CAPTAIN'S & FIRST OFFICER'S CENTER INSTRUMENT PANEL

D280A238

33-11-31

Page 101

Jan 11/2006



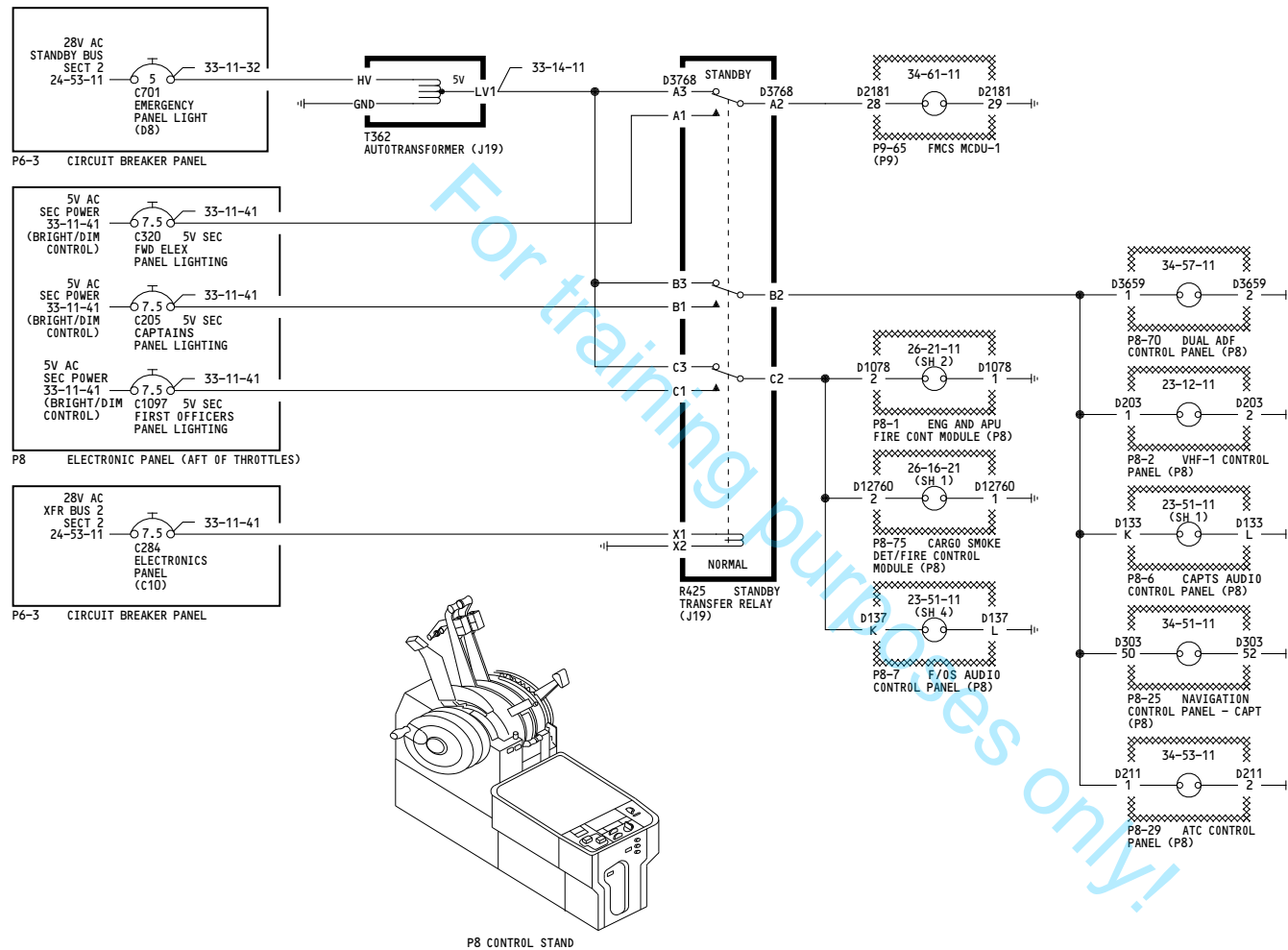
WIRING DIAGRAMS
33-11-32

ALL	STANDBY INSTRUMENT AND PANEL LIGHTS - CAPT, F/O, CENTER PANELS
	D280A238

33-11-32

Page 101

Jan 11/2006



YD001-YD007

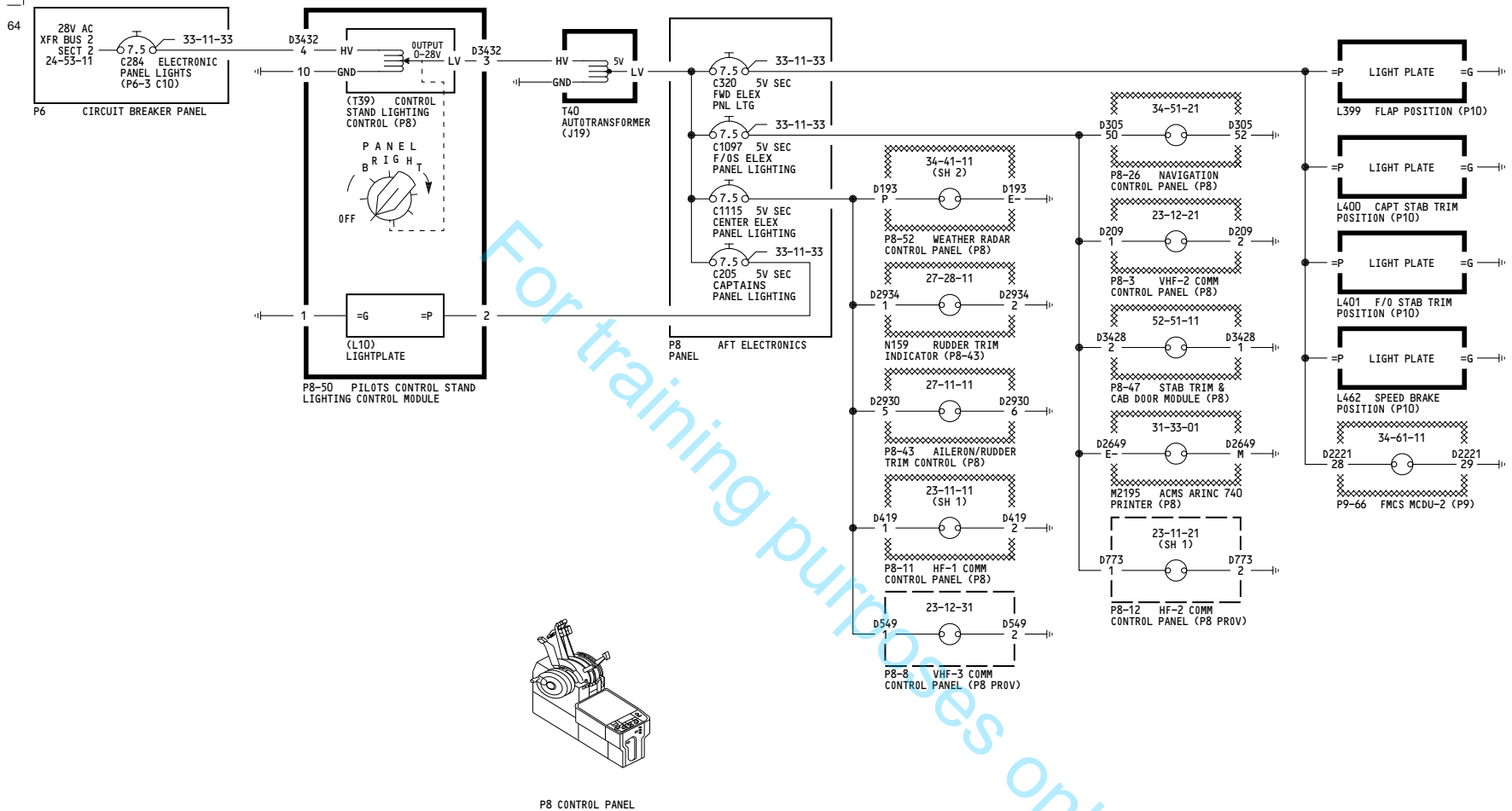
**STANDBY INSTRUMENT AND
PANEL LIGHTS -
CONTROL STAND**

D280A238

33-11-33

Page 101

May 02/2008



WIRING DIAGRAMS
33-11-41

33-11-41

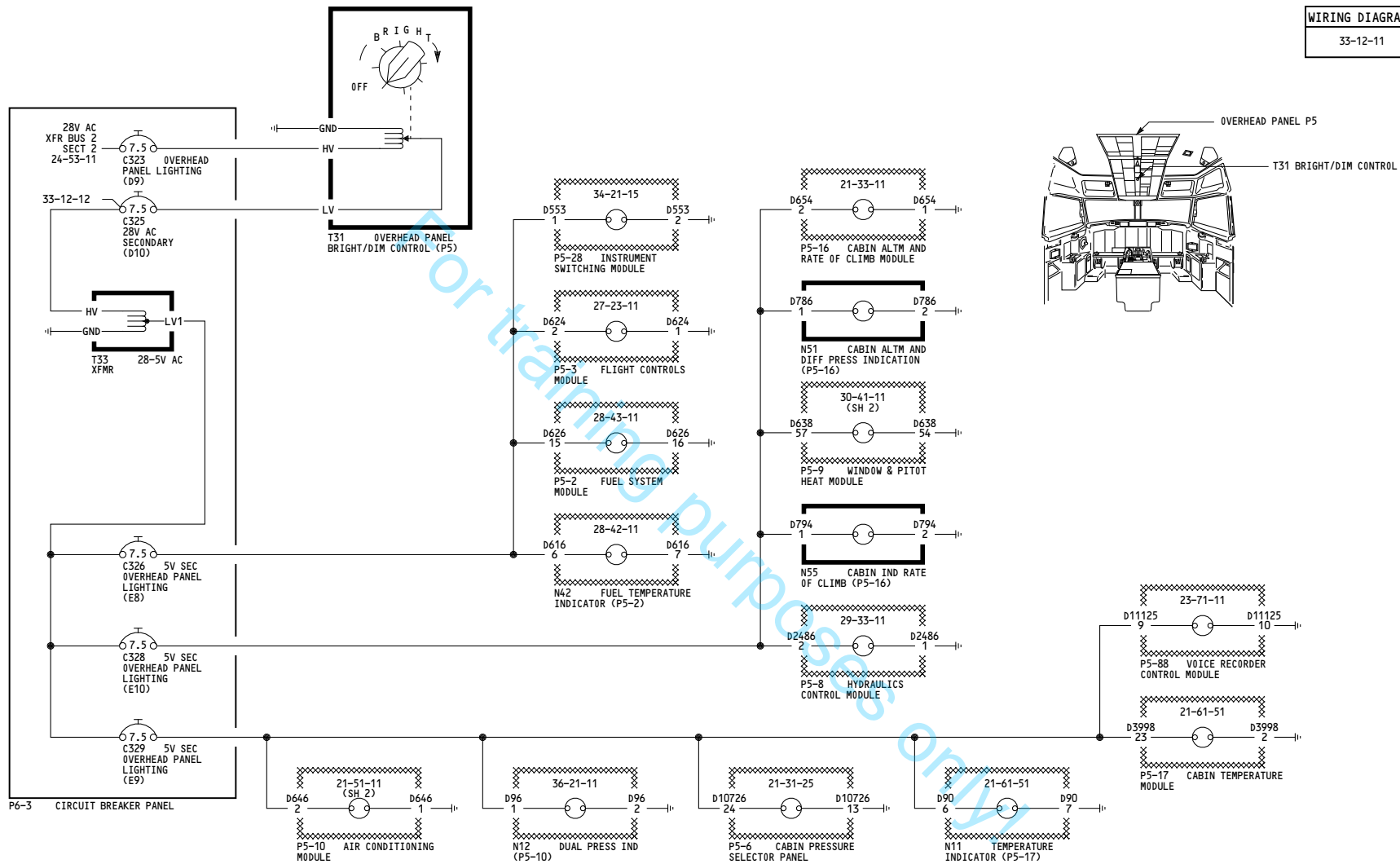
Page 101

May 02/2008

YD001-YD007

**PILOTS CONTROL STAND
LIGHTING**

D280A238



ALL

**OVERHEAD INSTRUMENT PANEL
LIGHTS PART ONE**

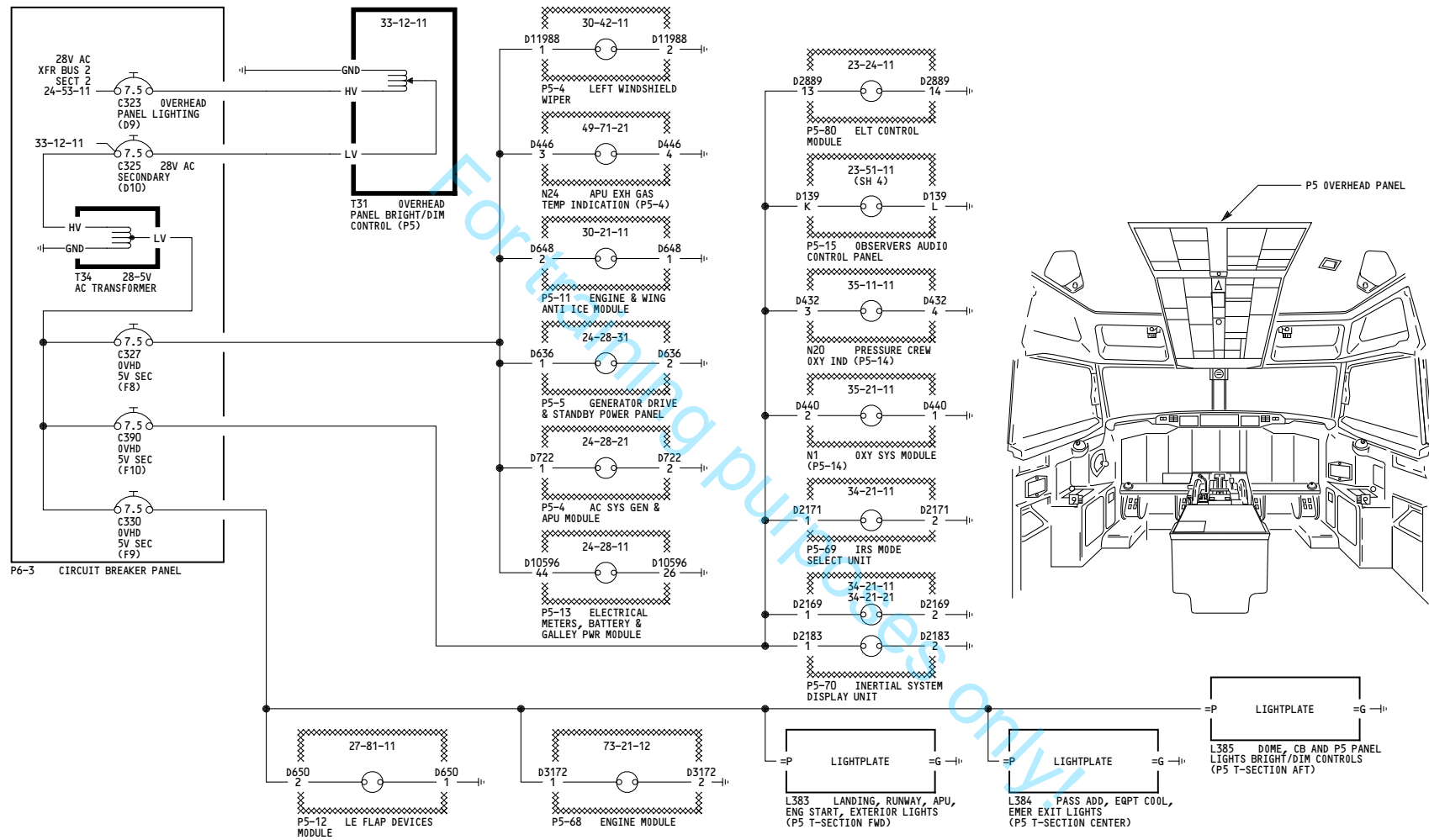
D280A238

33-12-11

Page 101

Jan 11/2006

-B-
4



ALL

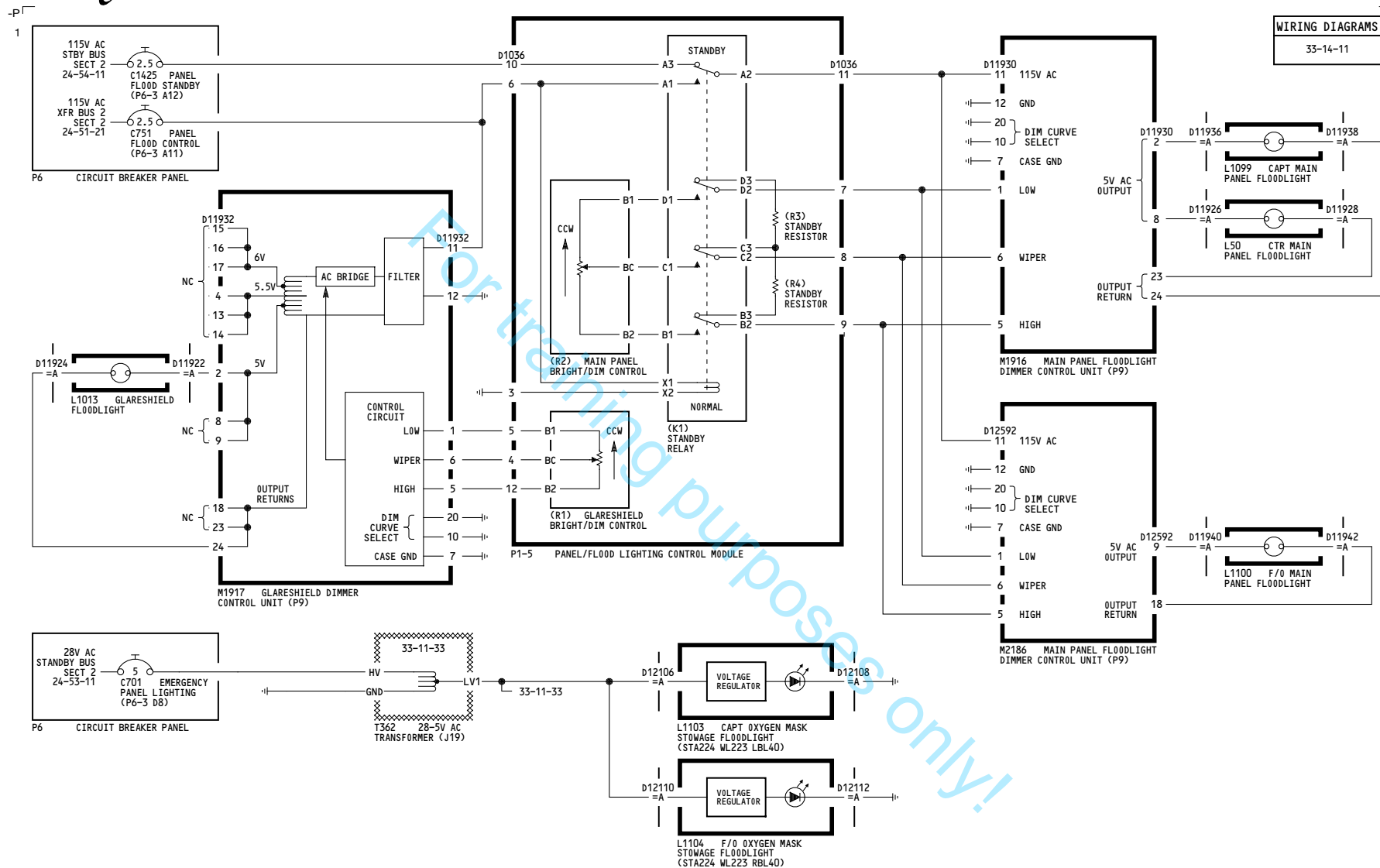
**OVERHEAD INSTRUMENT PANEL
LIGHTS PART TWO**

D280A238

33-12-12

Page 101

Jan 11/2006



ALL

PILOT'S BACKGROUND LIGHTS

D280A238

33-14-11

Page 101

May 02/2008



WIRING DIAGRAMS

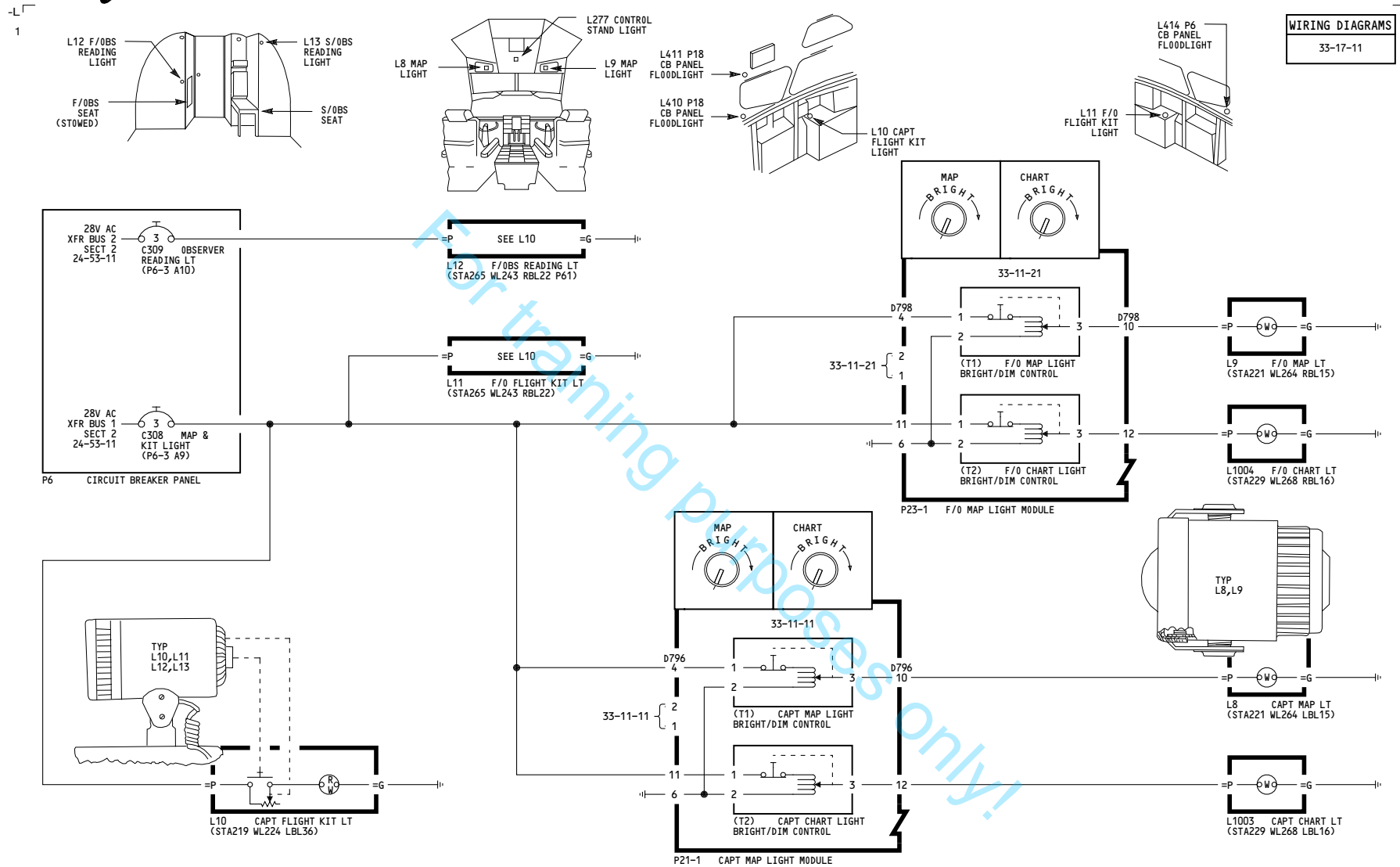


D280A238

BOEING PROPRIETARY - Copyright © - Unpublished Work - See title page for details.



737-800 SYSTEM SCHEMATIC MANUAL



YD001-YD005

MAP, FLIGHT KIT AND READING LIGHTS

D280A238

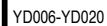
33-17-11

Page 101

Jan 11/2006



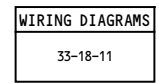
WIRING DIAGRAMS



D280A238

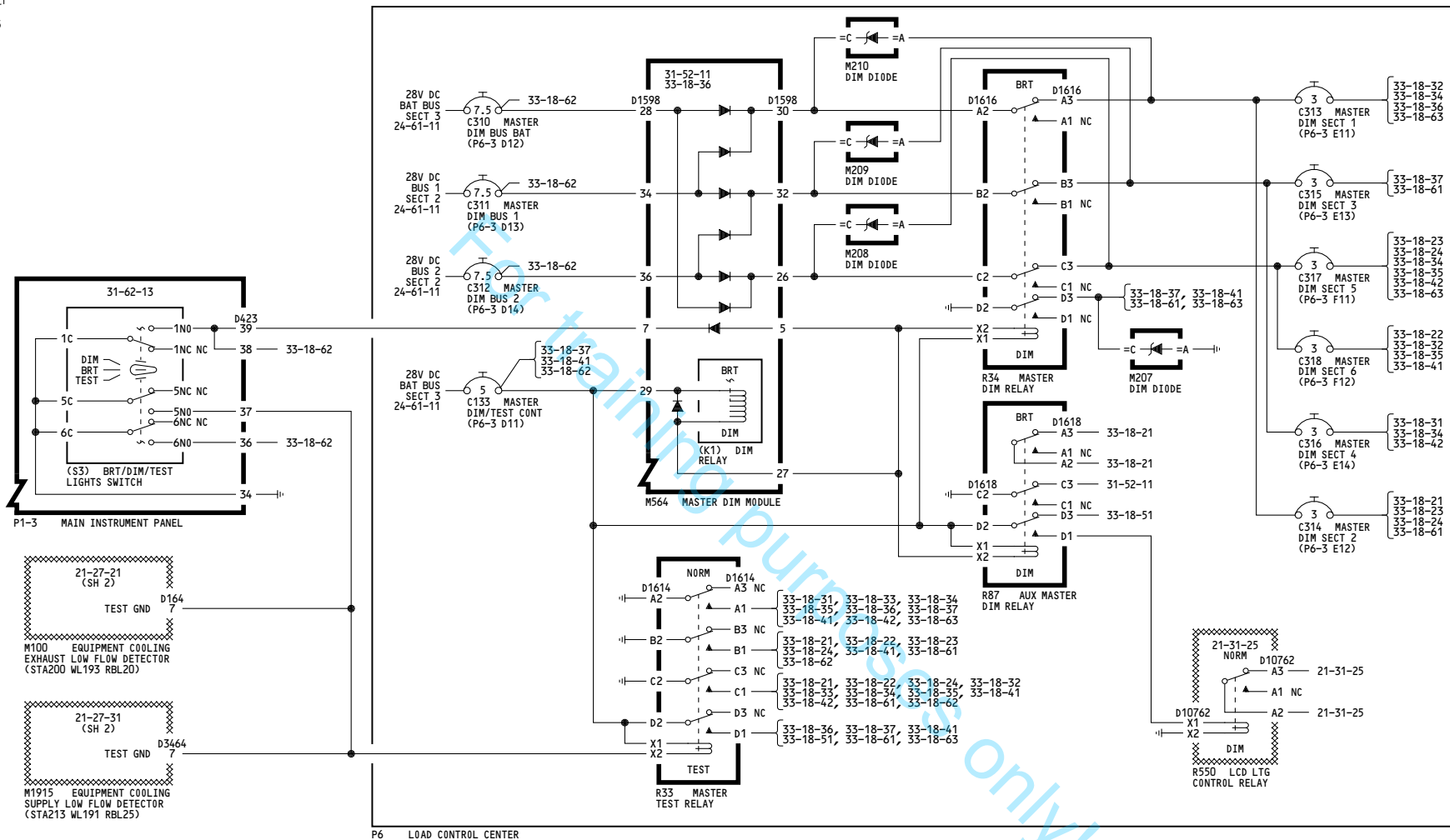
Page 102

BOEING PROPRIETARY - Copyright © - Unpublished Work - See title page for details.



MASTER DIM & TEST SYSTEM- POWER & CONTROL

33-18-11



WIRING DIAGRAMS
33-18-11

33-18-11

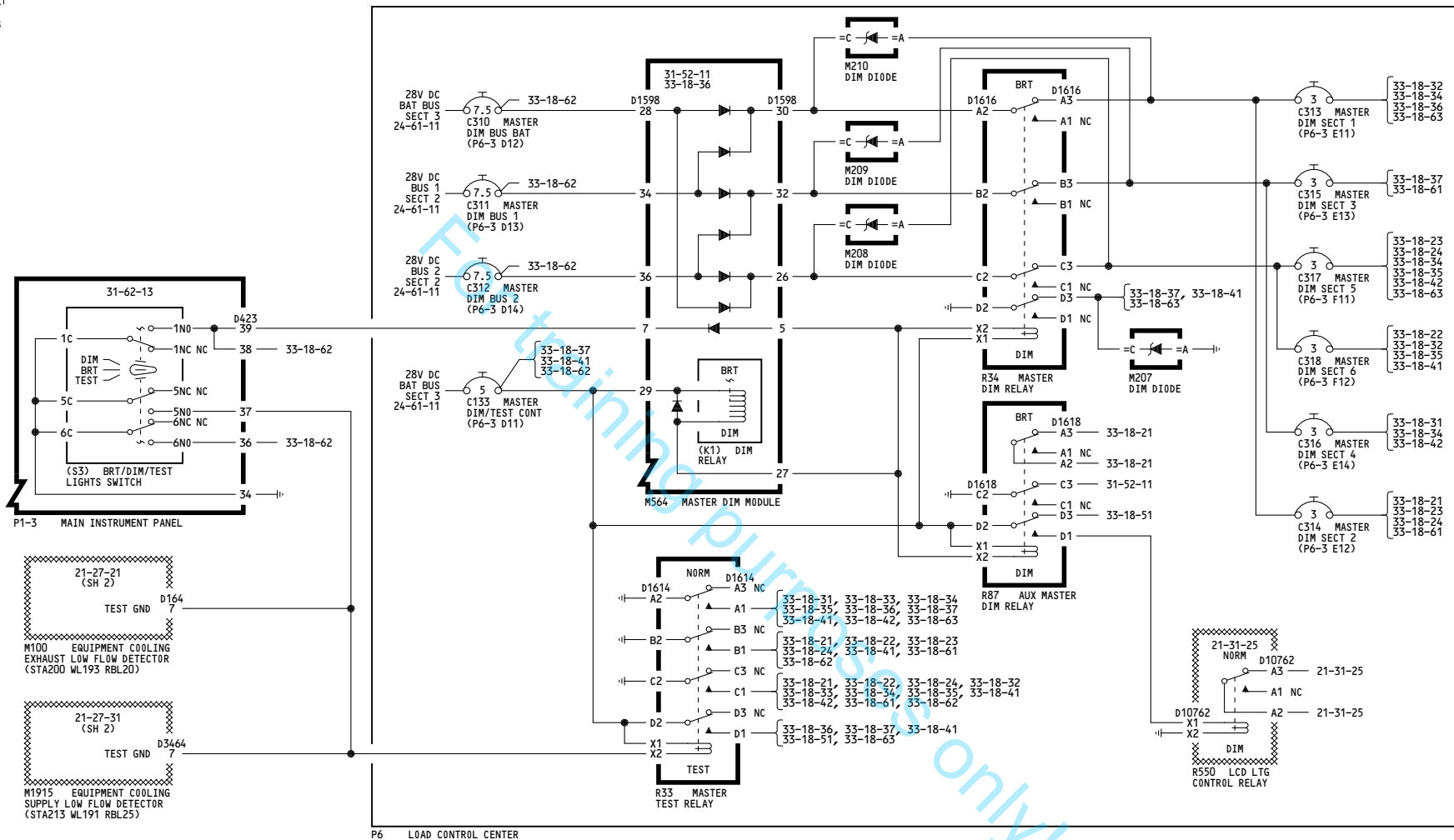
Page 102

Jan 11/2006

YD006

**MASTER DIM & TEST SYSTEM-
POWER & CONTROL**

D280A238



WIRING DIAGRAMS
33-18-11

33-18-11

Page 103

Jan 11/2006

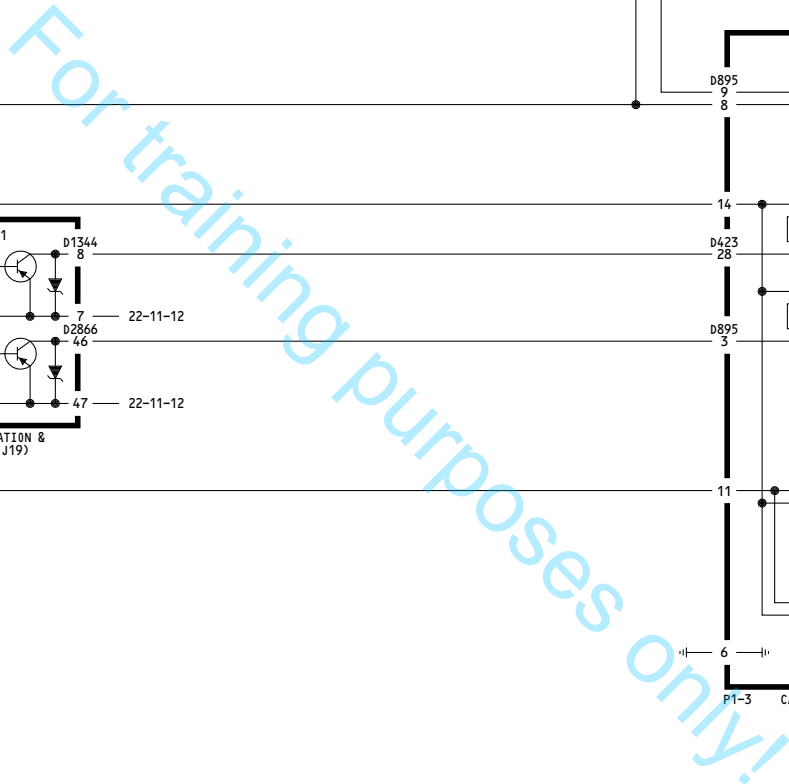
YD007-YD020

**MASTER DIM & TEST SYSTEM-
POWER & CONTROL**

D280A238



7



YD001-YD007

D280A238

33-18-21

May 02/2008



For training purposes only!

WIRING DIAGRAMS
33-18-22

33-18-22

Page 101

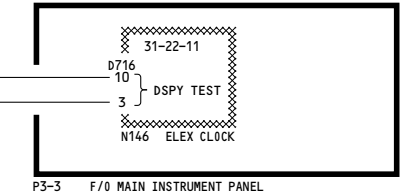
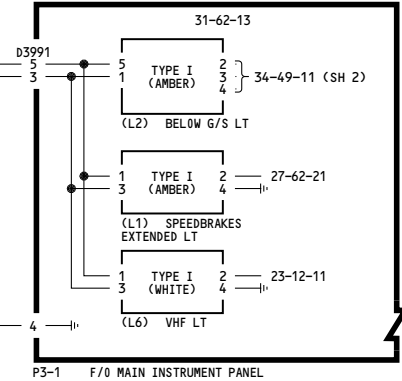
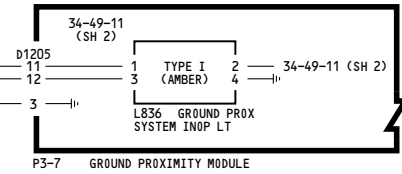
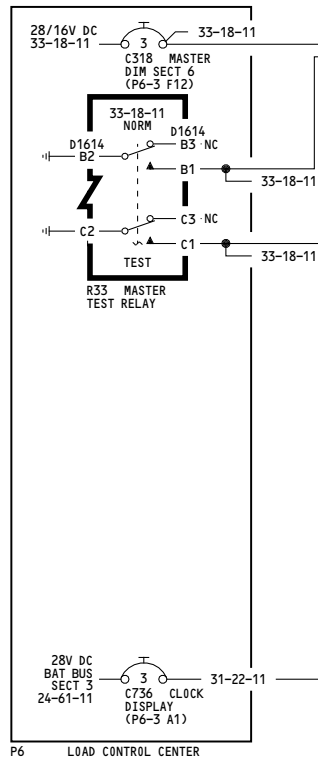
Jan 11/2006

YD001-YD002

MASTER DIM & TEST SYSTEM-
MAIN INSTRUMENT PANEL,
F/O

D280A238

-A
21



For training purposes only!

YD003-YD007

**MASTER DIM & TEST SYSTEM-
MAIN INSTRUMENT PANEL,
F/O**

D280A238

WIRING DIAGRAMS
33-18-22

33-18-22

Page 102

May 02/2008



For training purposes only!

WIRING DIAGRAMS
33-18-23

33-18-23

Page 101

Jan 11/2006

ALL	MASTER DIM & TEST SYSTEM- MAIN INSTRUMENT PANEL, CTR LEFT
	D280A238



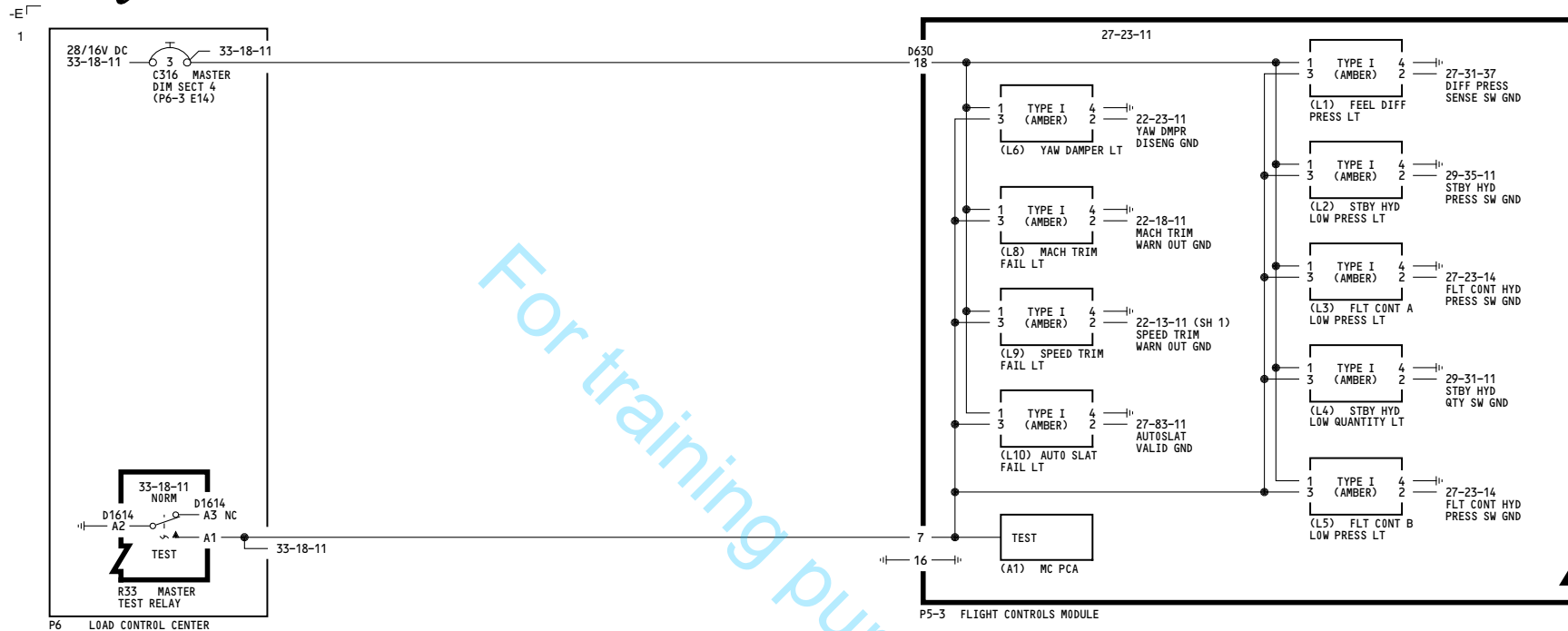
ALL	MASTER DIM & TEST SYSTEM- MAIN INSTRUMENT PANEL, CTR RIGHT
	D280A238

WIRING DIAGRAMS
33-18-24

33-18-24

Page 101

Jan 11/2006



For training purposes only!

WIRING DIAGRAMS
33-18-31

33-18-31

Page 101

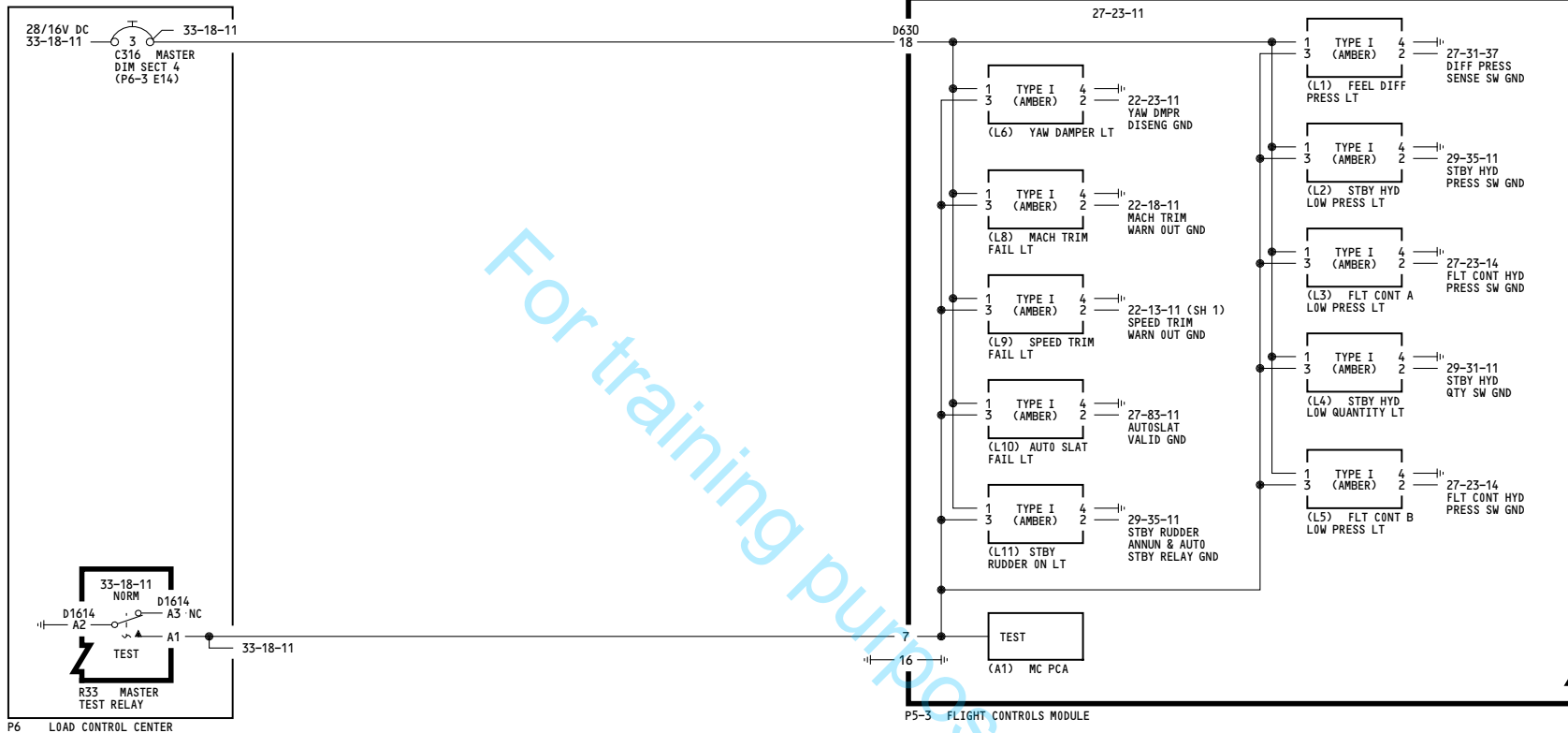
Jan 11/2006

YD001-YD006

**MASTER DIM & TEST SYSTEM-
FWD OVERHEAD PANEL,
GROUP 1**

D280A238

2



WIRING DIAGRAMS
33-18-31

YD007-YD020

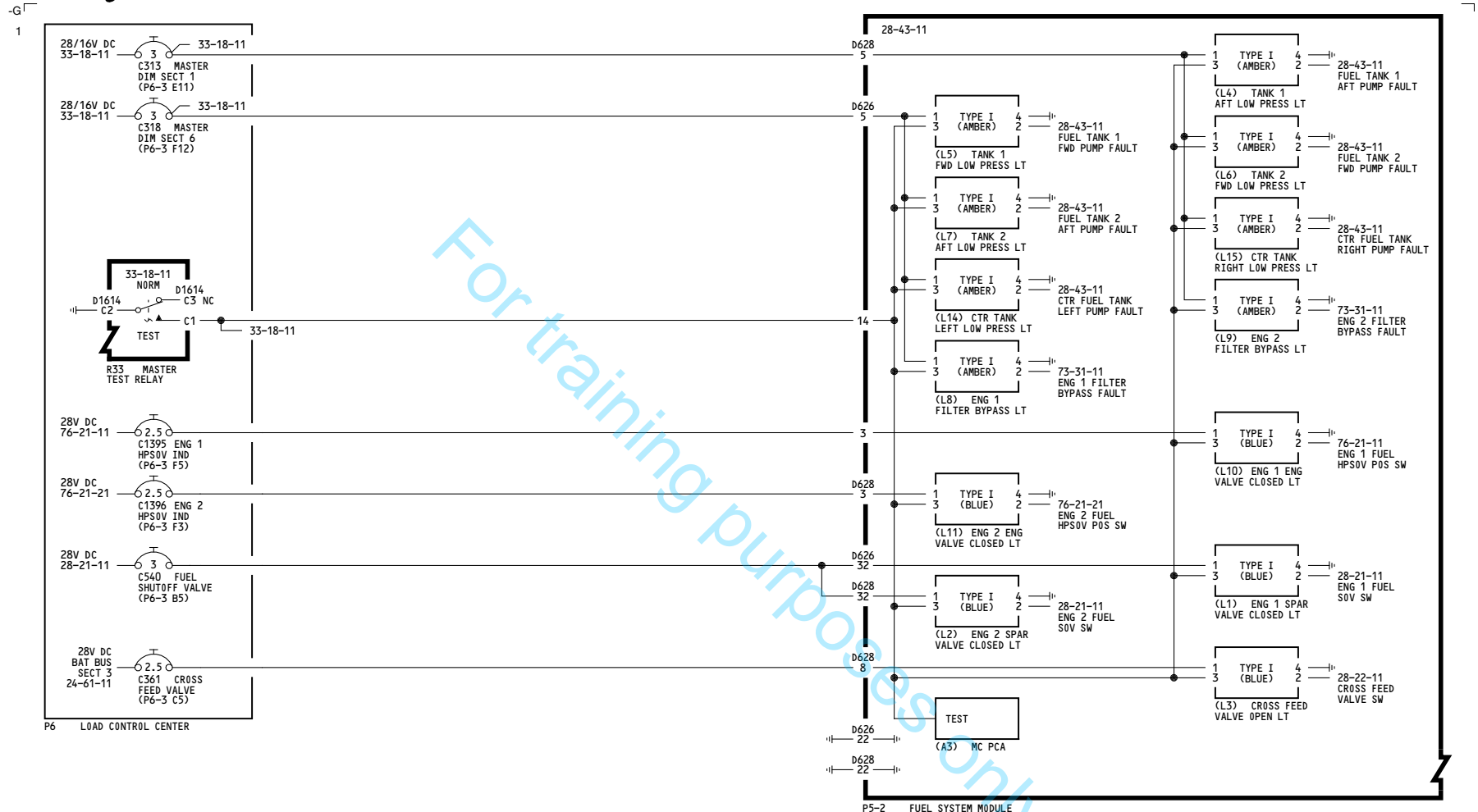
**MASTER DIM & TEST SYSTEM-
FWD OVERHEAD PANEL,
GROUP 1**

D280A238

33-18-31

Page 102

Jan 11/2006



WIRING DIAGRAMS
33-18-32

33-18-32

Page 101

Jan 11/2006

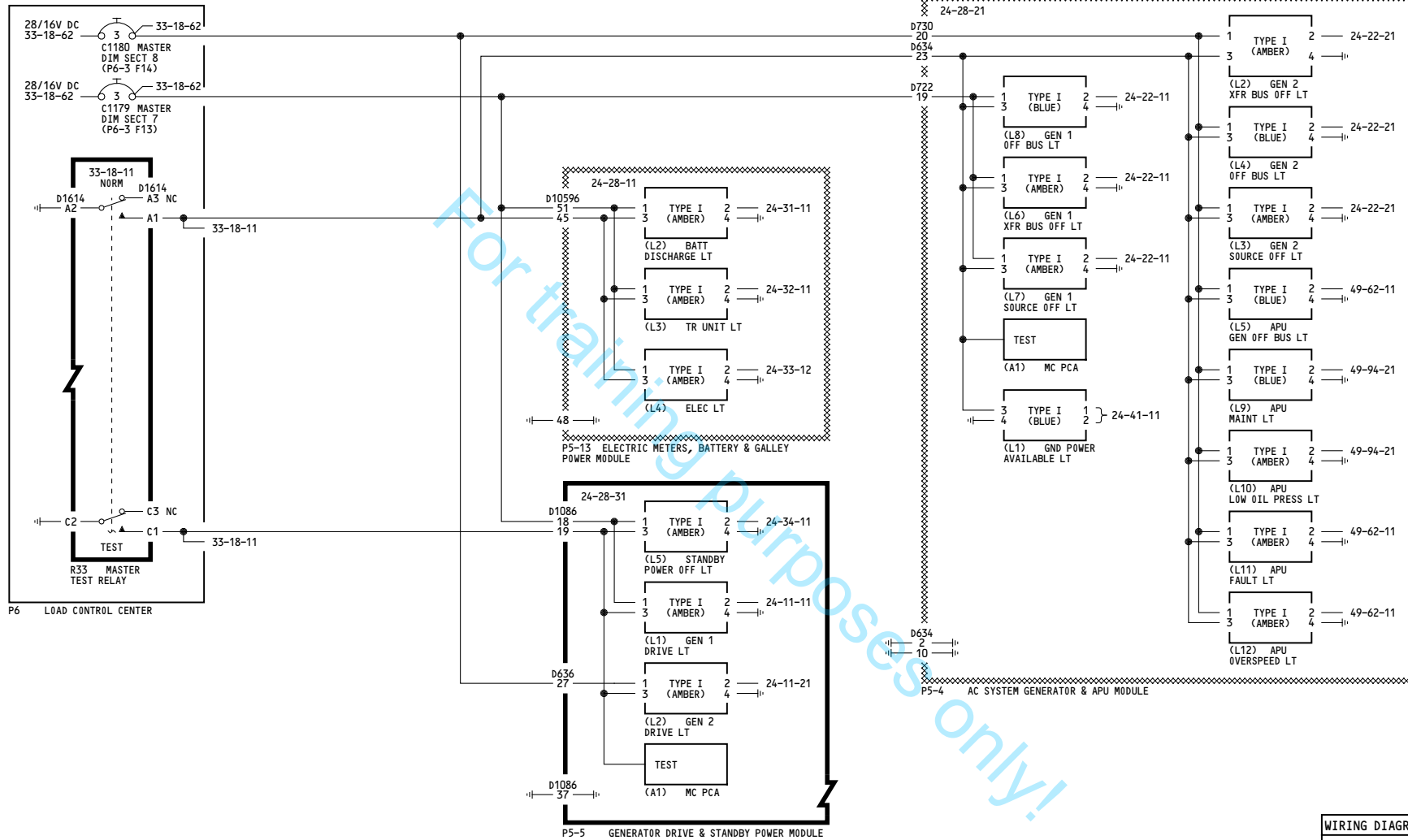
ALL

**MASTER DIM & TEST SYSTEM-
FWD OVERHEAD PANEL,
GROUP 2**

D280A238

-E

1



WIRING DIAGRAMS
33-18-33

33-18-33

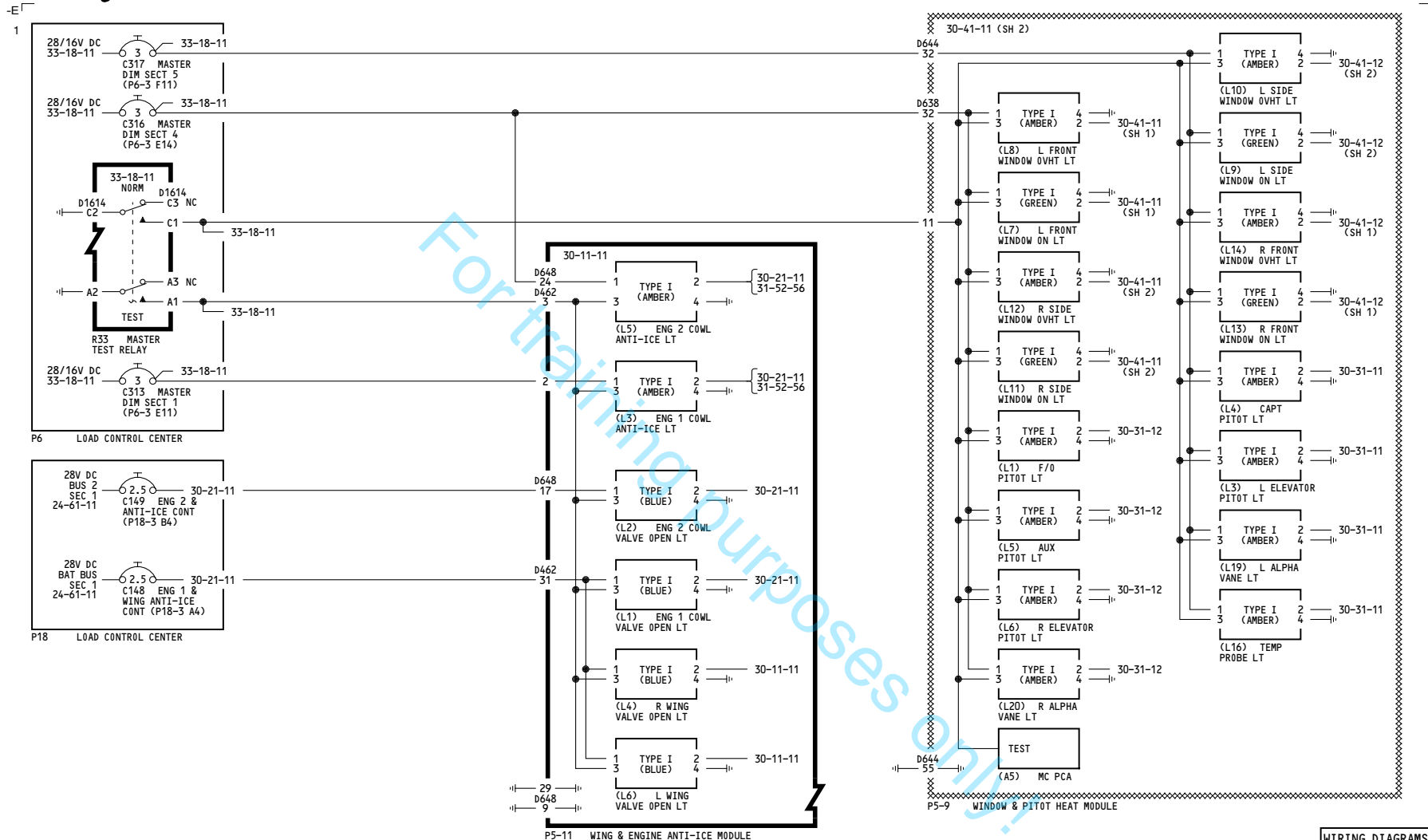
Page 101

Jan 11/2006

ALL

**MASTER DIM & TEST SYSTEM-
FWD OVERHEAD PANEL,
GROUP 3**

D280A238



WIRING DIAGRAMS
33-18-34

33-18-34

Page 101

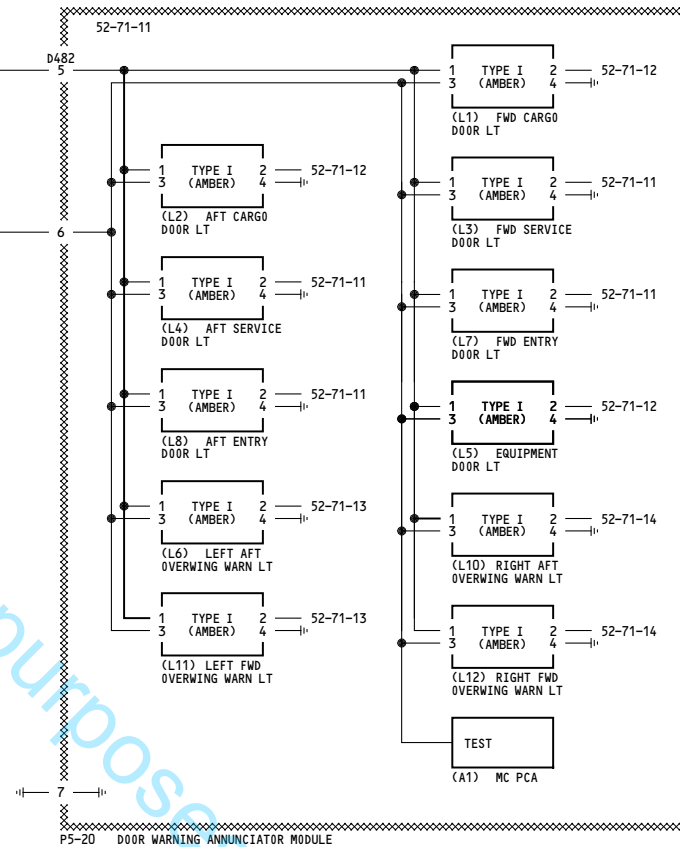
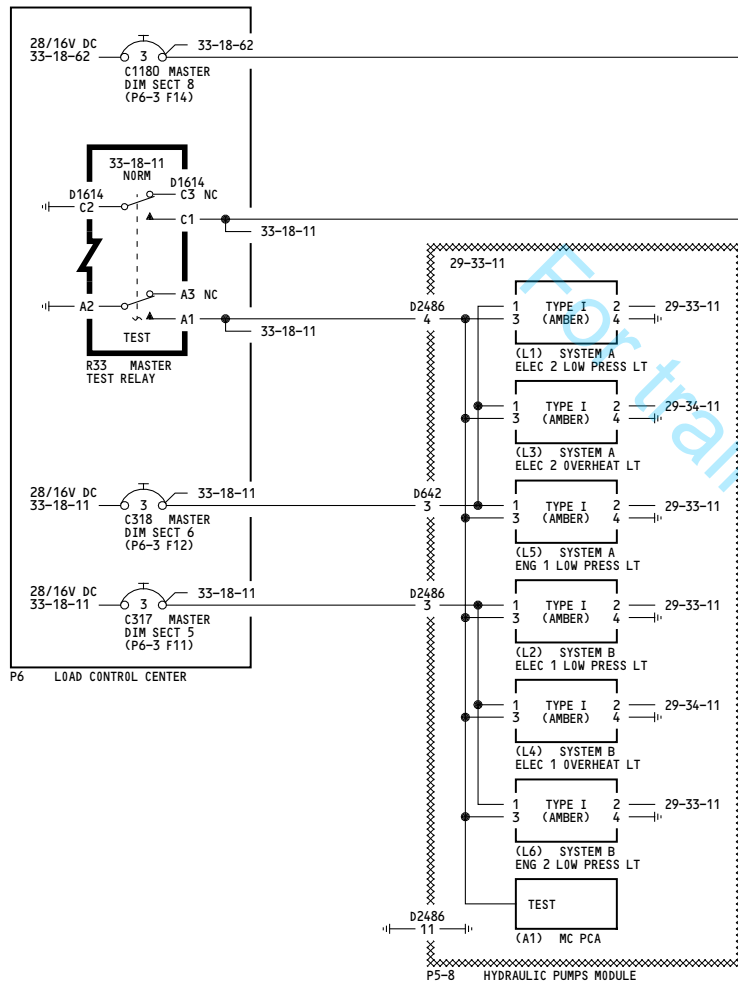
Jan 11/2006

ALL

**MASTER DIM & TEST SYSTEM-
FWD OVERHEAD PANEL,
GROUP 4**

D280A238

-A
3



ALL

**MASTER DIM & TEST SYSTEM-
FWD OVERHEAD PANEL,
GROUP 5**

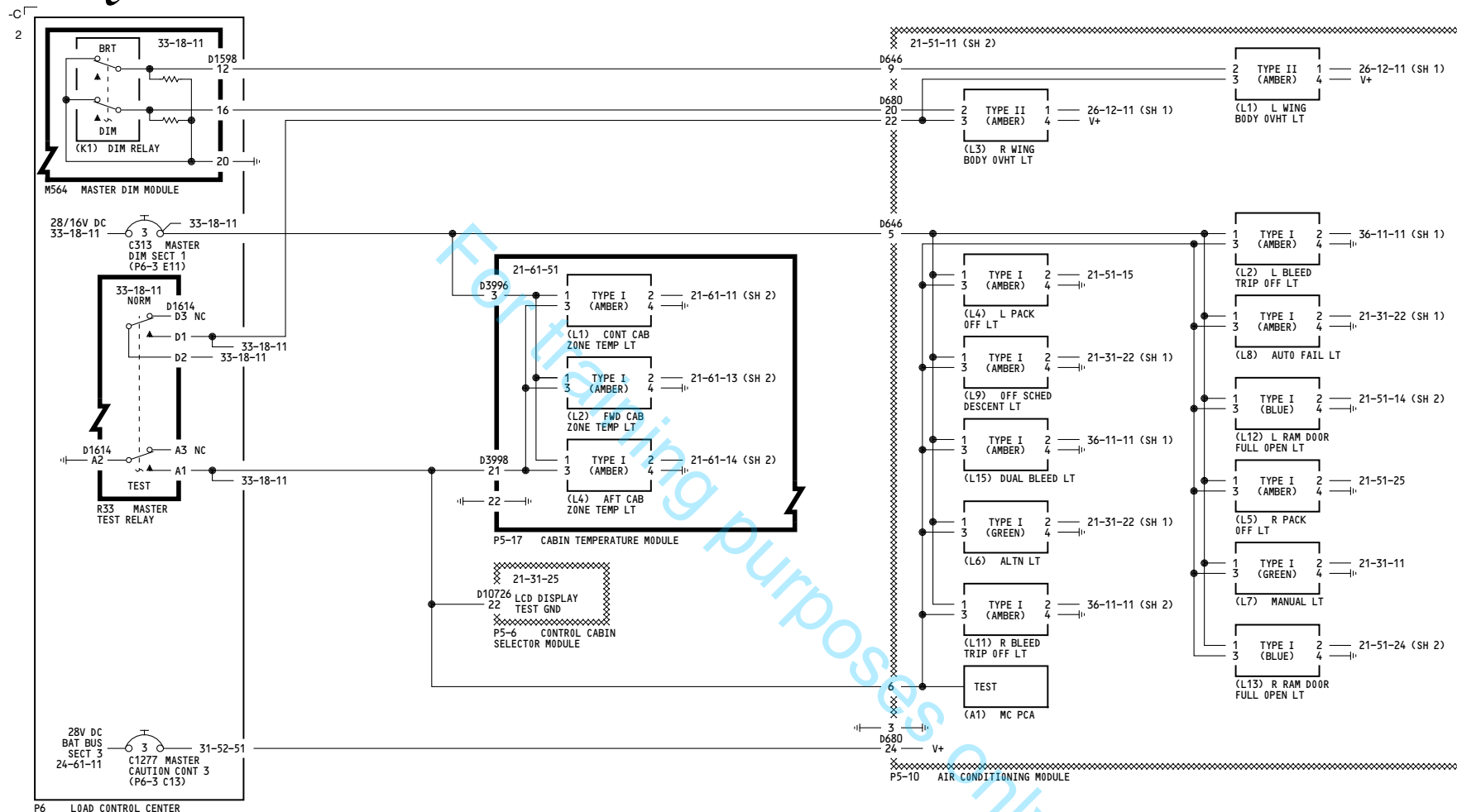
D280A238

WIRING DIAGRAMS
33-18-35

33-18-35

Page 101

Jan 11/2006



WIRING DIAGRAMS
33-18-36

33-18-36

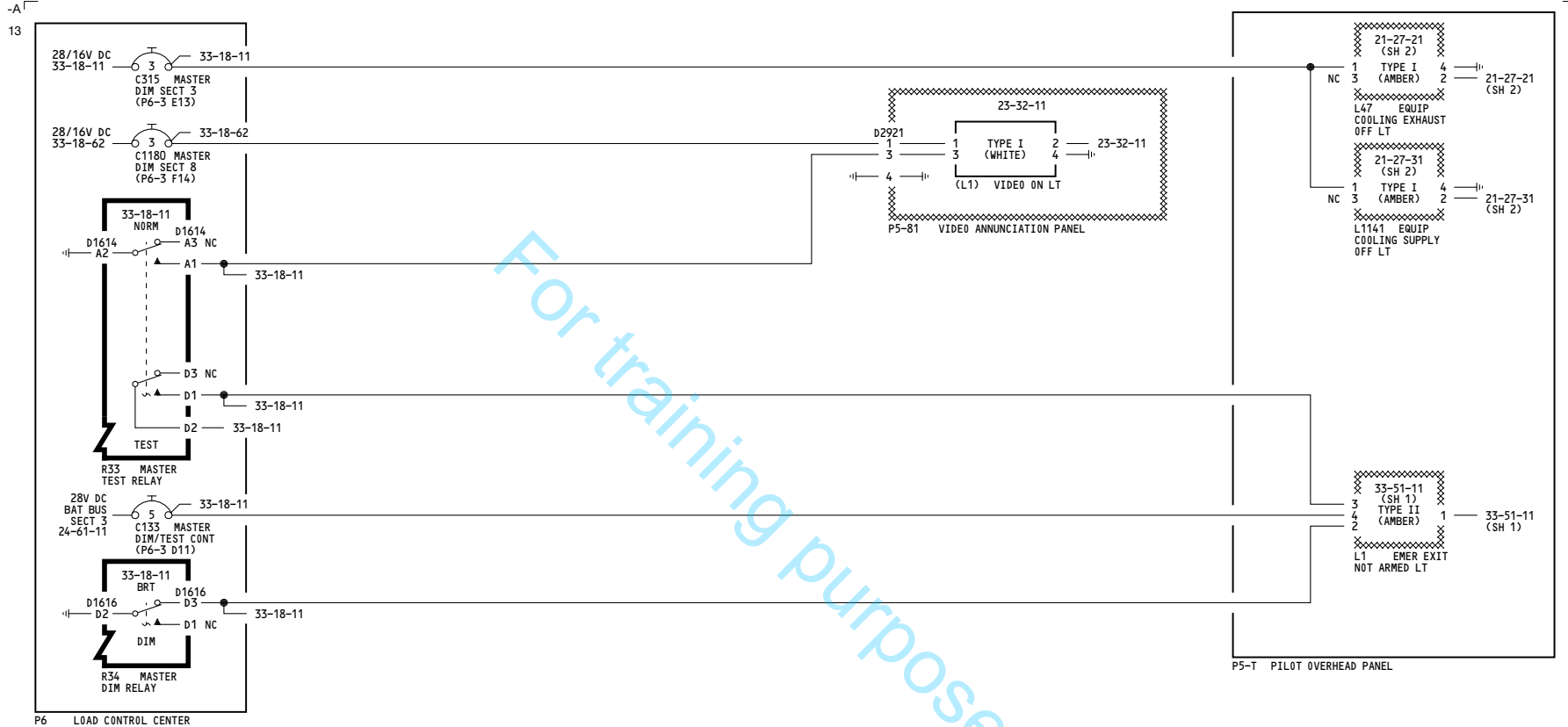
Page 101

Jan 11/2006

ALL

MASTER DIM & TEST SYSTEM-
FWD OVERHEAD PANEL,
GROUP 6

D280A238



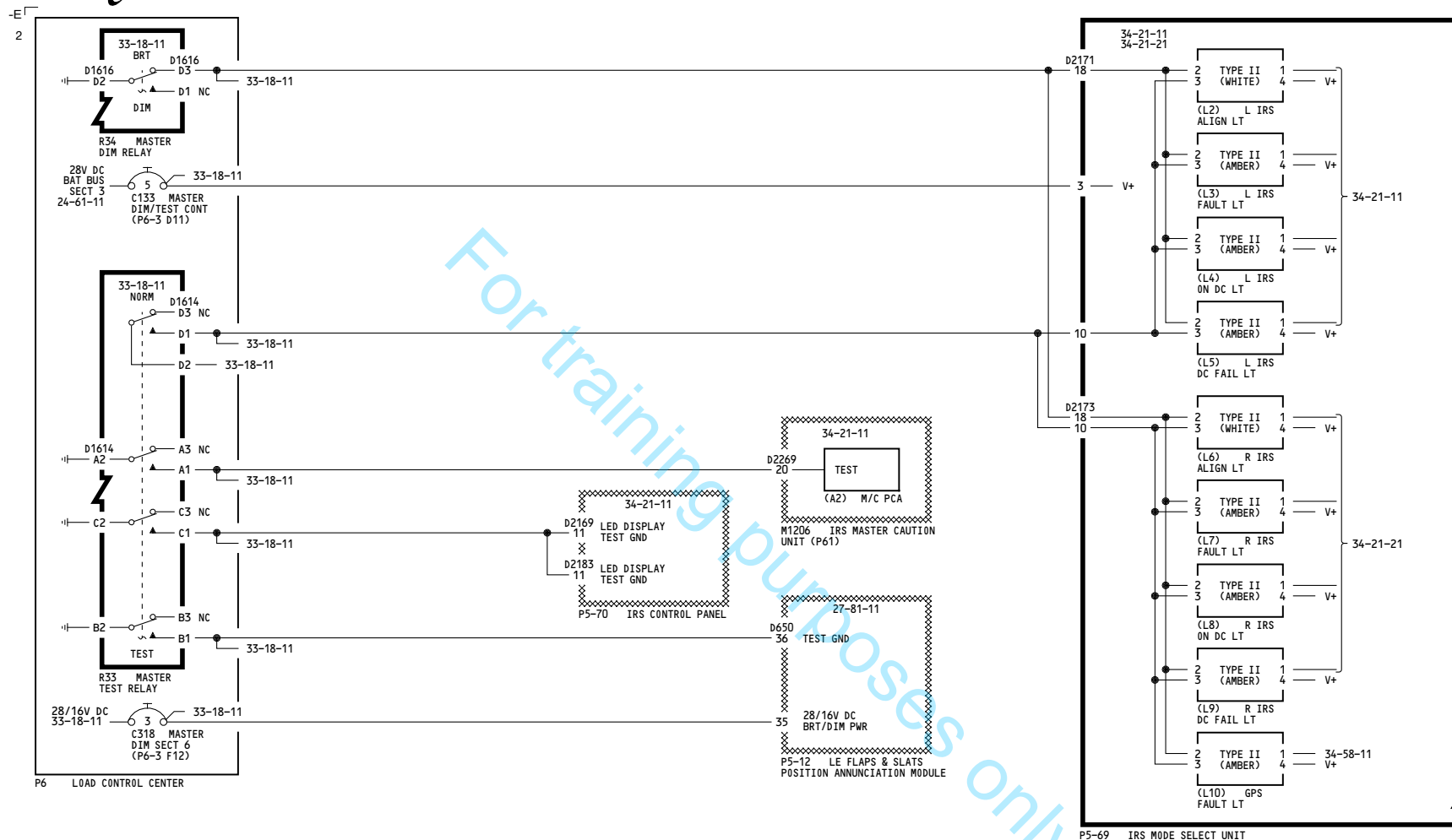
WIRING DIAGRAMS
33-18-37

33-18-37

Page 101

Jan 11/2006

ALL	MASTER DIM & TEST SYSTEM- FWD OVERHEAD PANEL, GROUP 7
	D280A238



WIRING DIAGRAMS
33-18-41

33-18-41

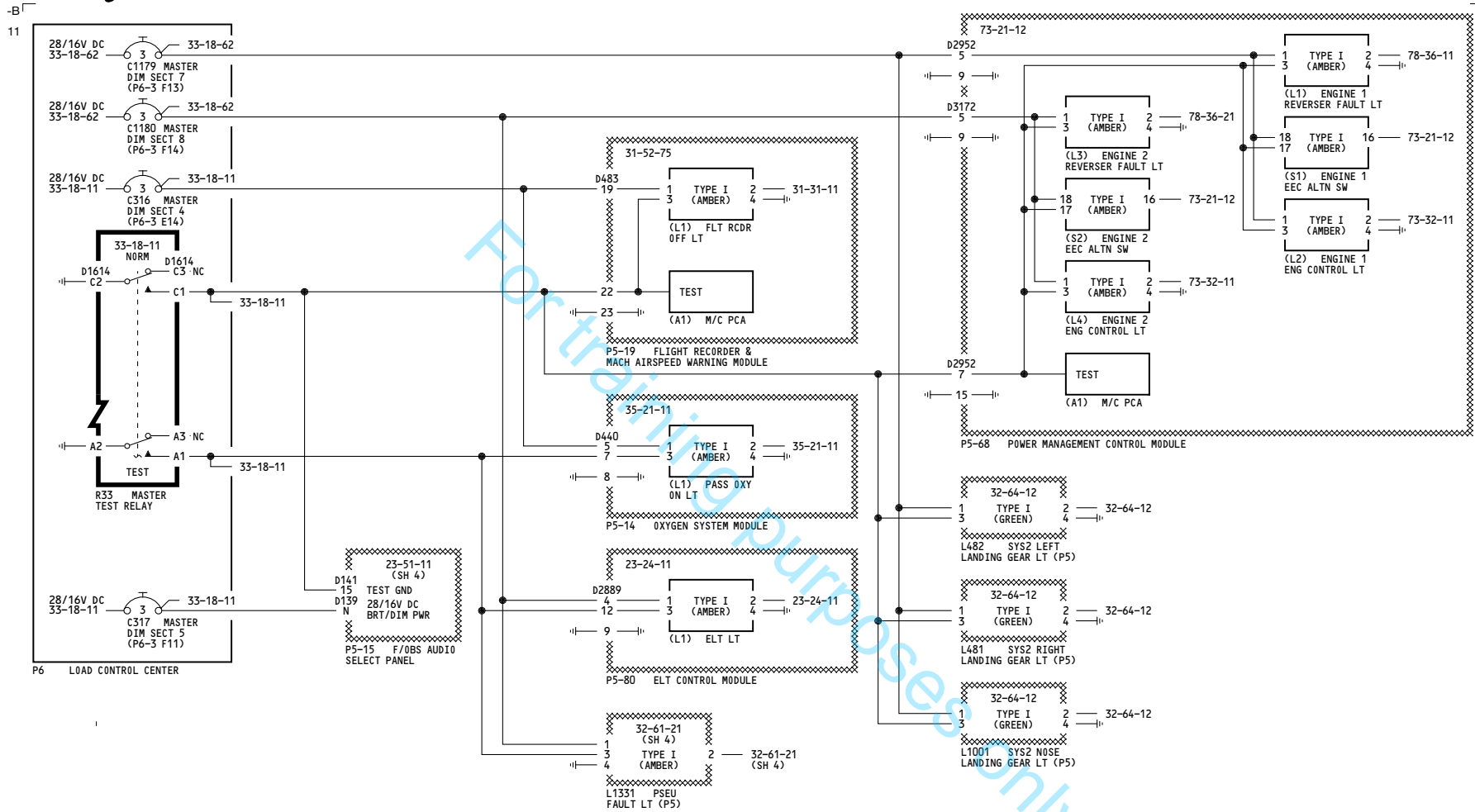
Page 101

Jan 11/2006

ALL

MASTER DIM & TEST SYSTEM-
AFT OVERHEAD PANEL,
GROUP 1

D280A238



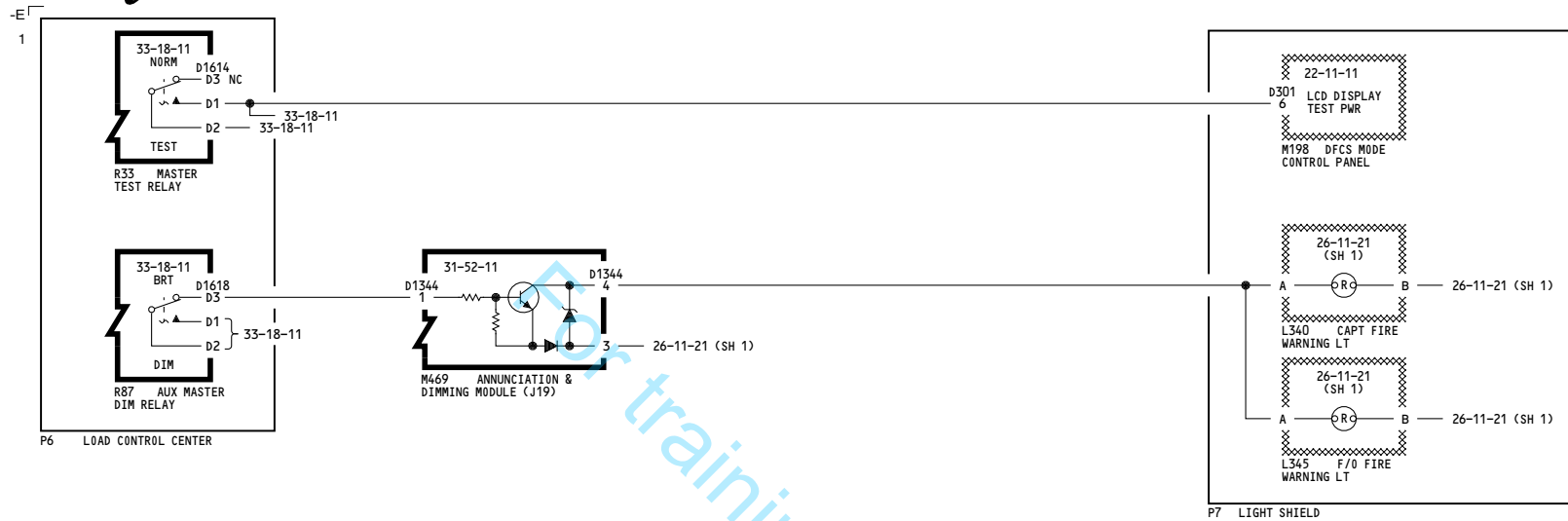
WIRING DIAGRAMS
33-18-42

33-18-42

Page 101

May 09/2011

ALL	MASTER DIM & TEST SYSTEM- AFT OVERHEAD PANEL, GROUP 2
	D280A238



WIRING DIAGRAMS
33-18-51

33-18-51

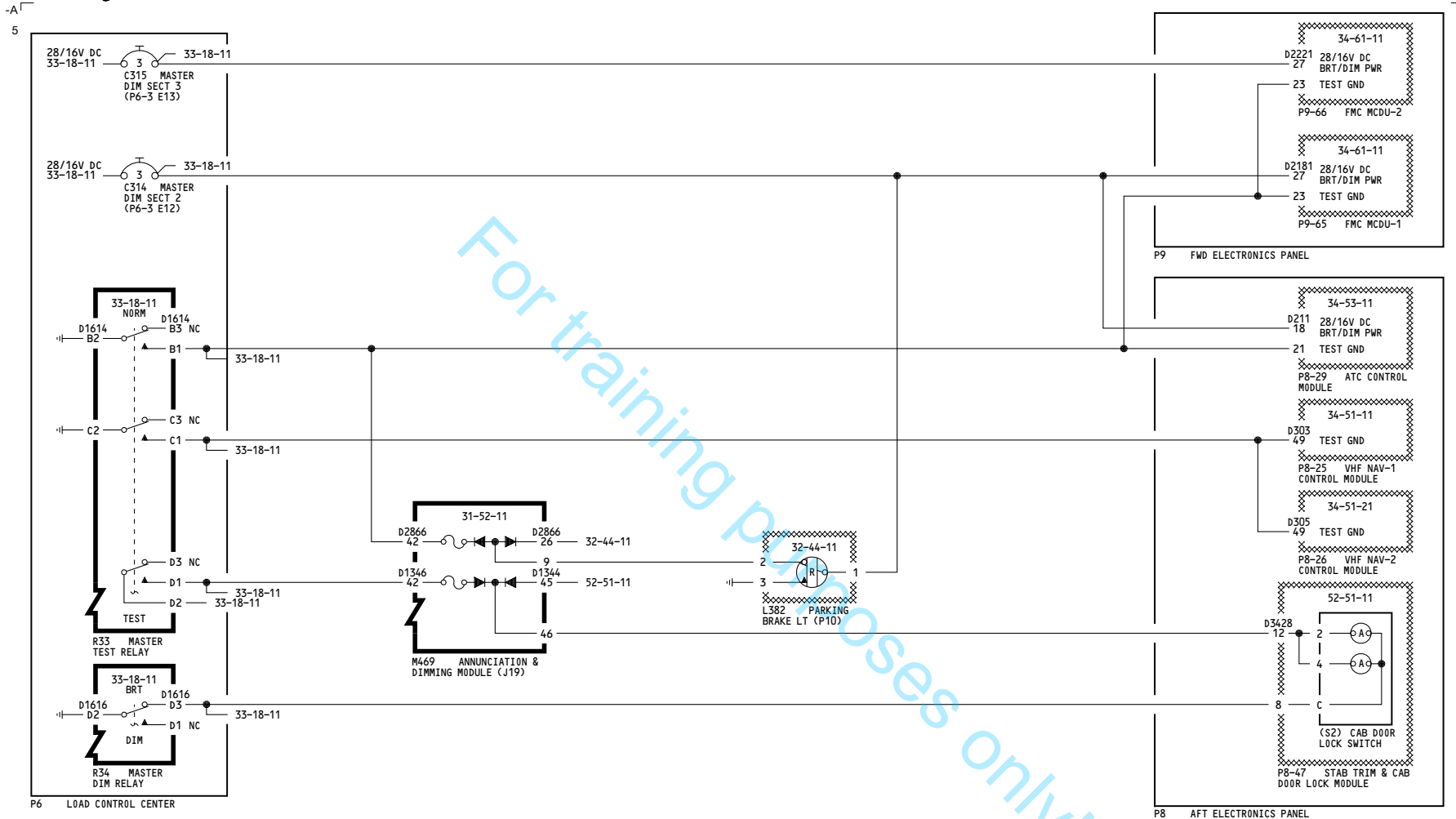
Page 101

Jan 11/2006

YD001-YD007

**MASTER DIM & TEST SYSTEM-
GLARESHIELD PANEL**

D280A238



WIRING DIAGRAMS
33-18-61

YD001-YD005

MASTER DIM & TEST SYSTEM- AISLE STAND PANEL, GROUP 1

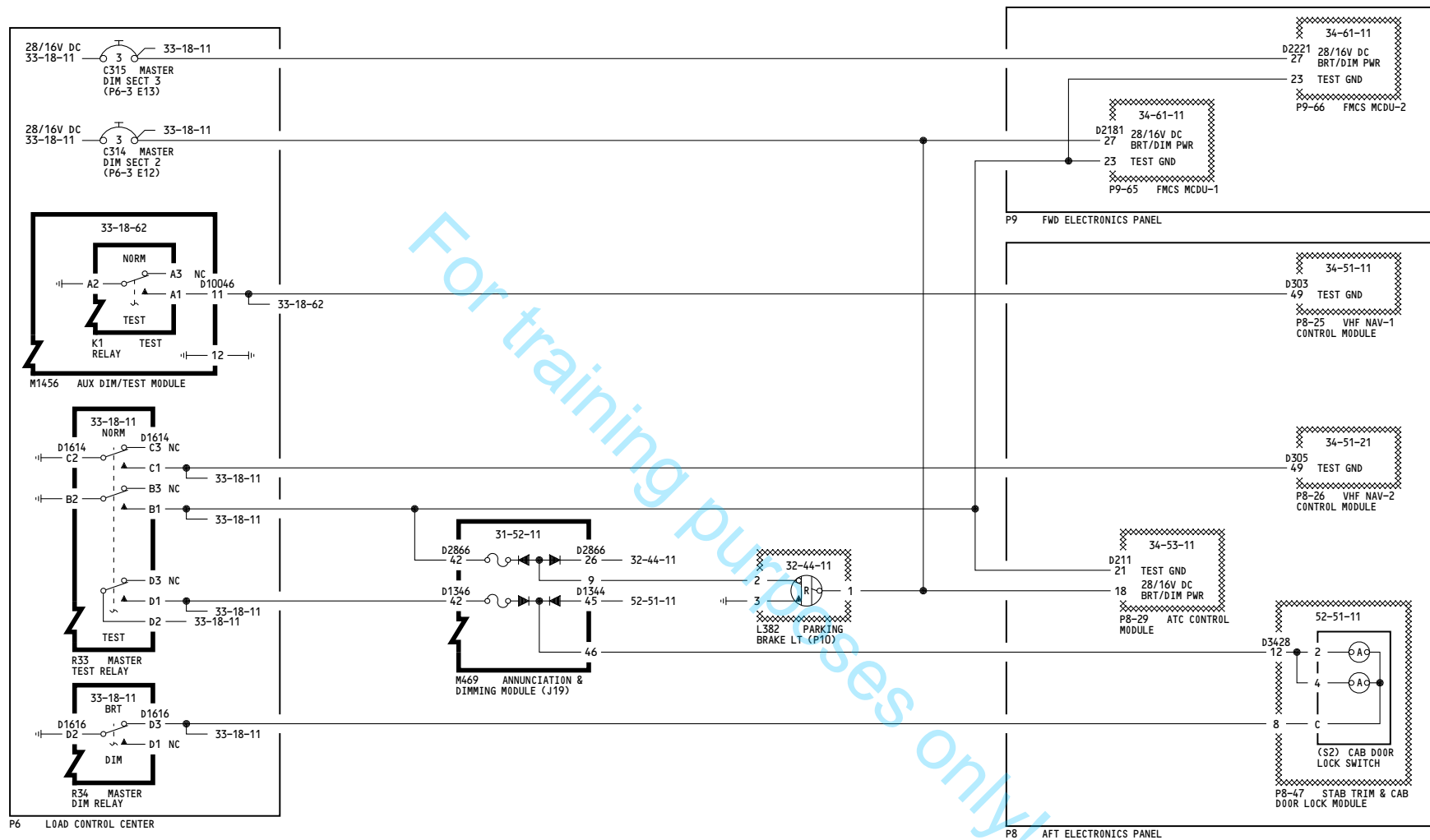
D280A238

33-18-61

Page 101

Jan 11/2006

18



WIRING DIAGRAMS
33-18-61

33-18-61

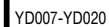
Page 102

Jan 11/2006

YD006

**MASTER DIM & TEST SYSTEM-
AISLE STAND PANEL,
GROUP 1**

D280A238



D280A238

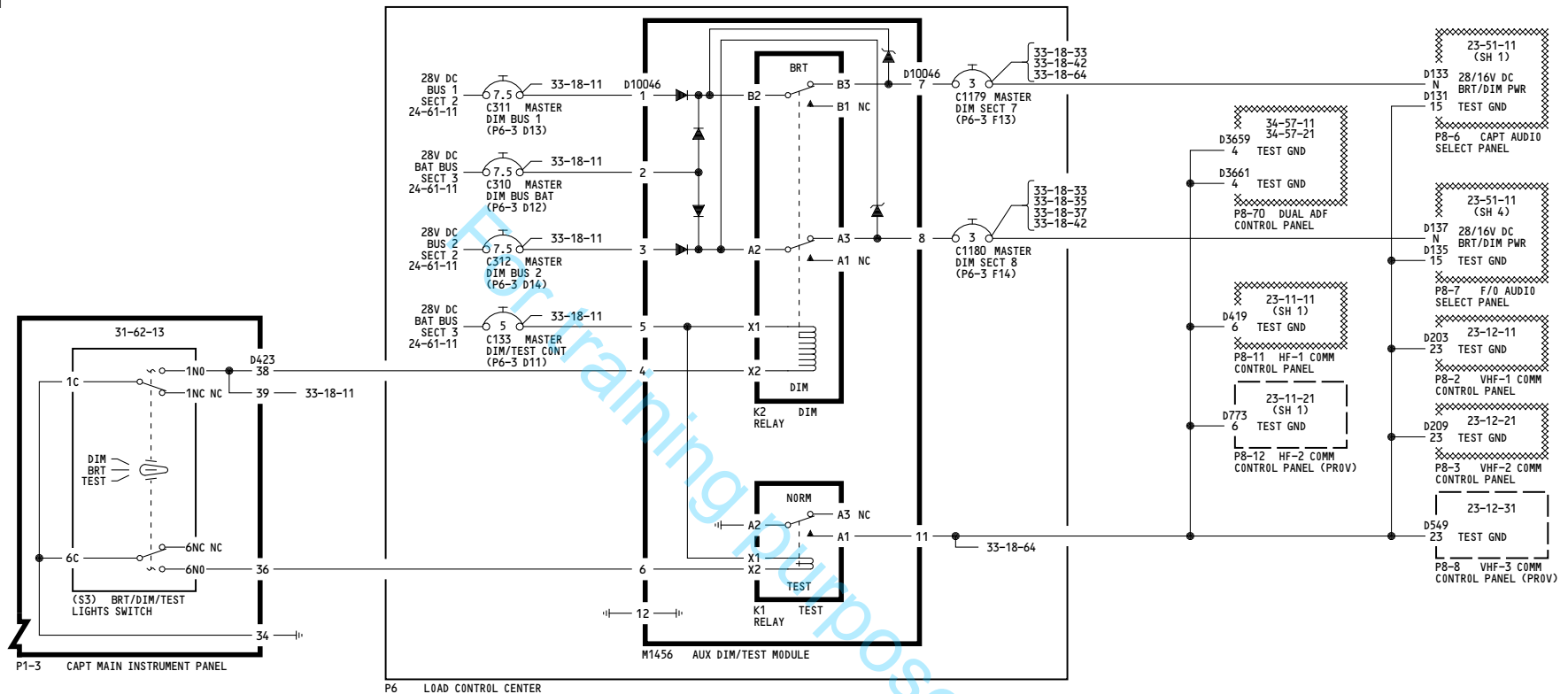
WIRING DIAGRAMS

33-18-61

Page 103

Jan 11/2006

-A
71



WIRING DIAGRAMS
33-18-62

33-18-62

Page 101

Jan 11/2006

YD001-YD005

**MASTER DIM & TEST SYSTEM-
AISLE STAND PANEL,
GROUP 2**

D280A238

31-62-13

1C — 1N0

1NC NC

DIM
BRT
TEST

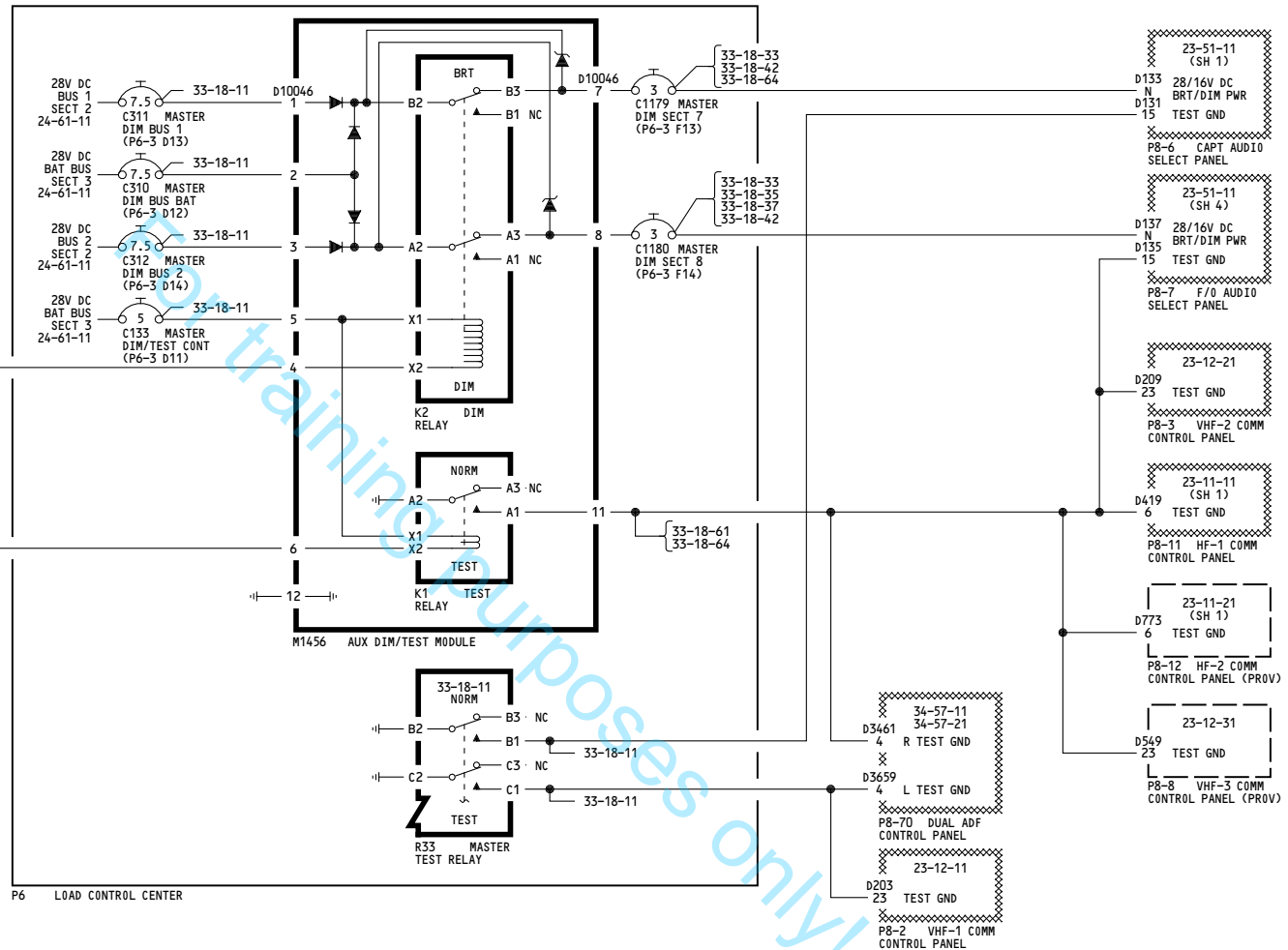
6C — 6NC NC

6N0

(S3) BRT/DIM/TEST LIGHTS SWITCH

34

P1-3 MAIN INSTRUMENT PANEL



WIRING DIAGRAMS

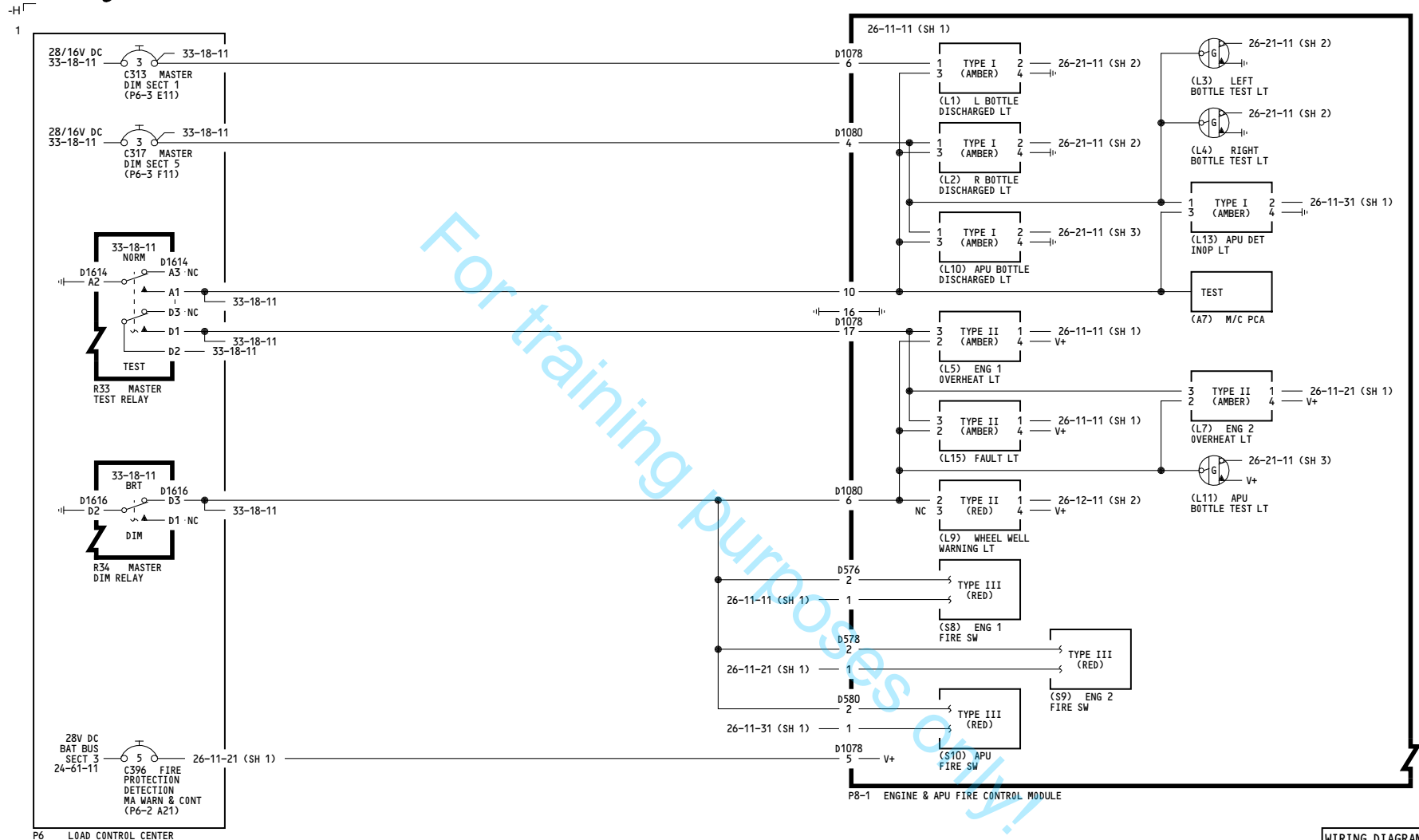
**MASTER DIM & TEST SYSTEM-
AISLE STAND PANEL,
GROUP 2**

D280A238

33-18-62

Page 102

May 09/2011



WIRING DIAGRAMS
33-18-63

33-18-63

Page 101

May 02/2008

ALL

MASTER DIM & TEST SYSTEM-
AISLE STAND PANEL,
GROUP 3

D280A238



For training purposes only!

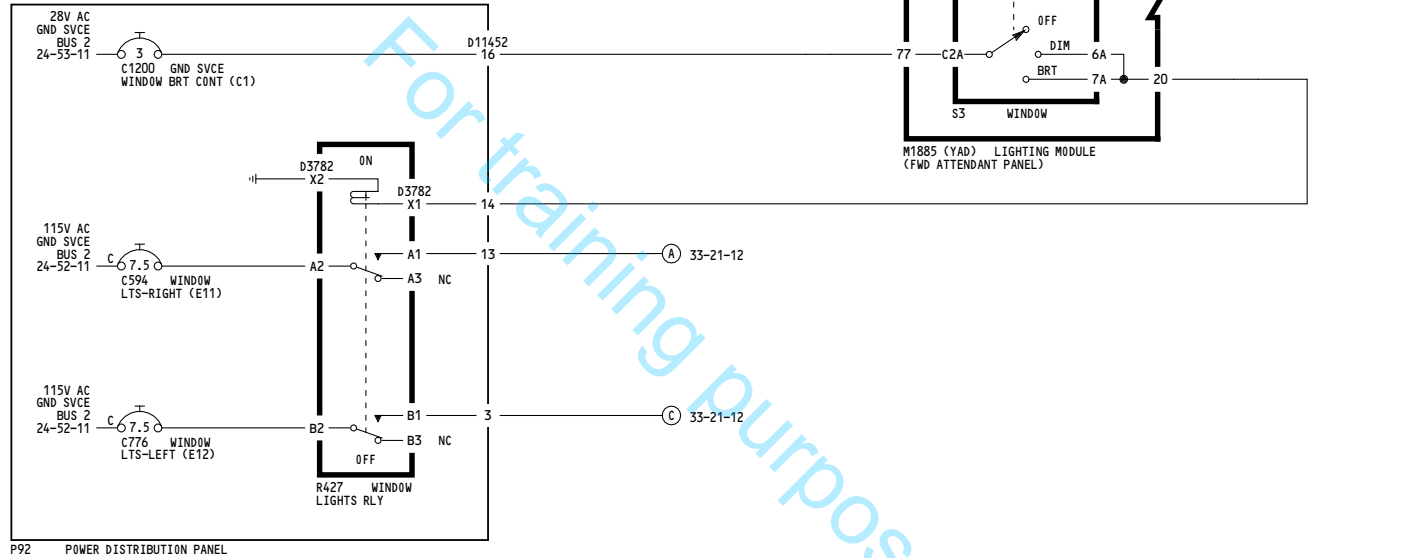
WIRING DIAGRAMS
33-18-64

33-18-64

Page 101

Jan 11/2006

ALL	MASTER DIM & TEST SYSTEM- AISLE STAND PANEL, GROUP 4
	D280A238



ALL	WINDOW LIGHTS CONTROL
	D280A238

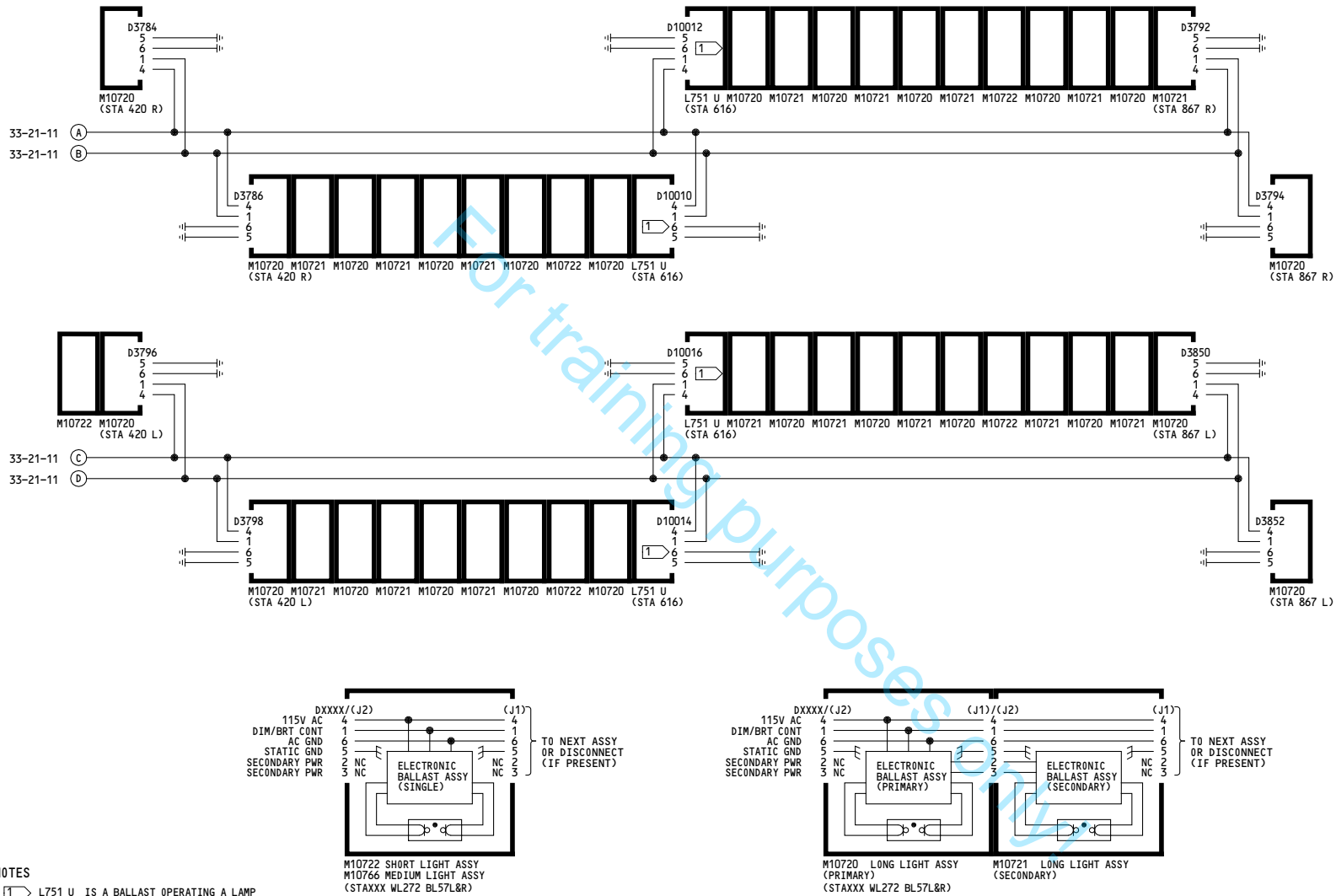
33-21-11

Page 101

Mar 07/2012

-B-
18

WIRING DIAGRAMS
33-21-12



ALL	WINDOW LIGHTS
	D280A238

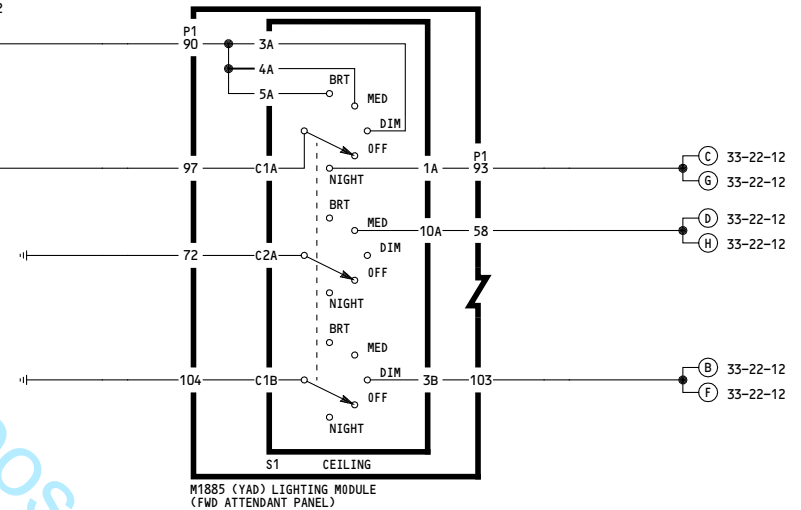
33-21-12

Page 101

Jan 11/2006



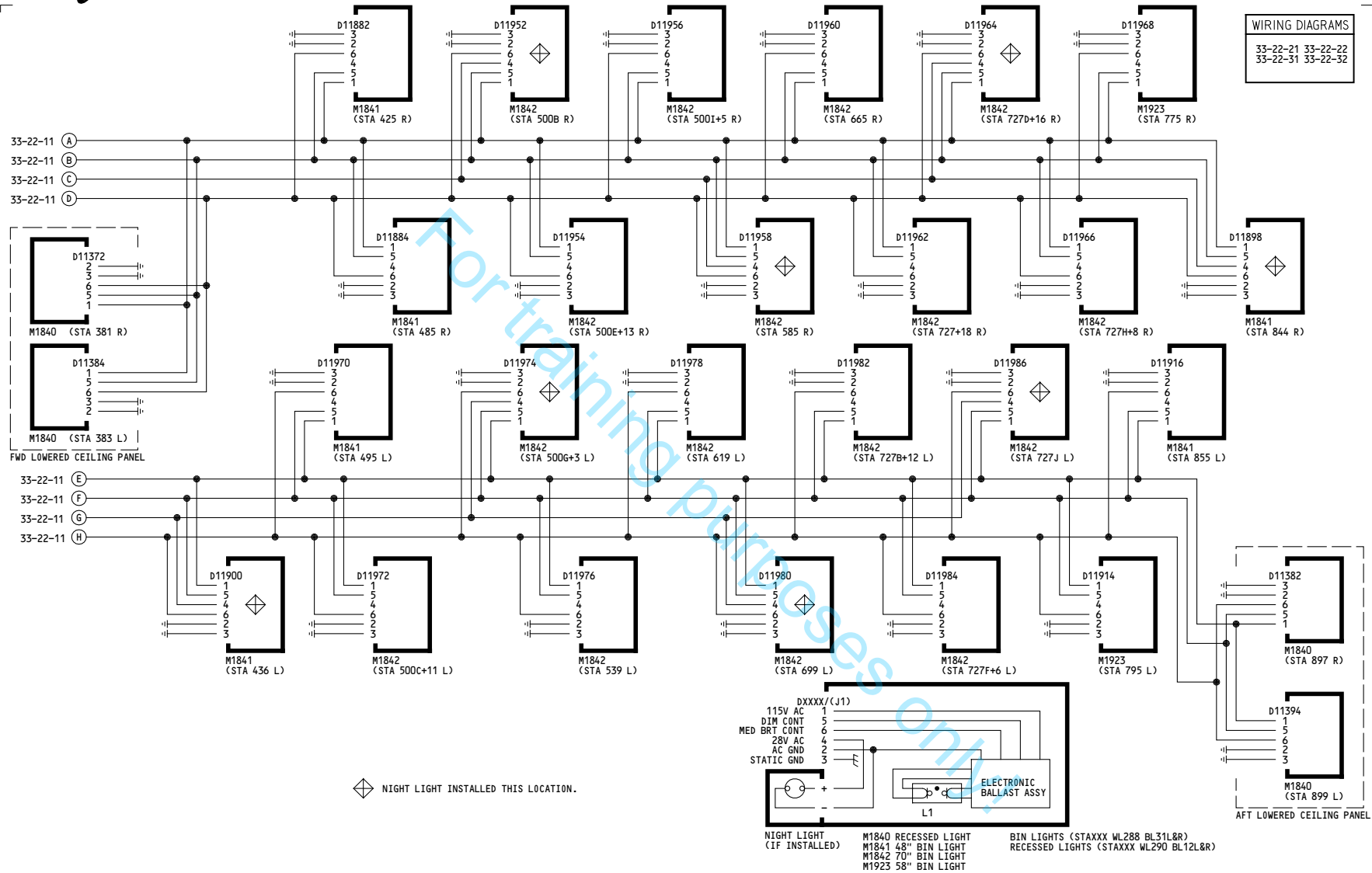
WIRING DIAGRAMS
33-22-11



D280A238

BOEING PROPRIETARY - Copyright © - Unpublished Work - See title page for details.

-B
24



ALL	CEILING LIGHTS
	D280A238

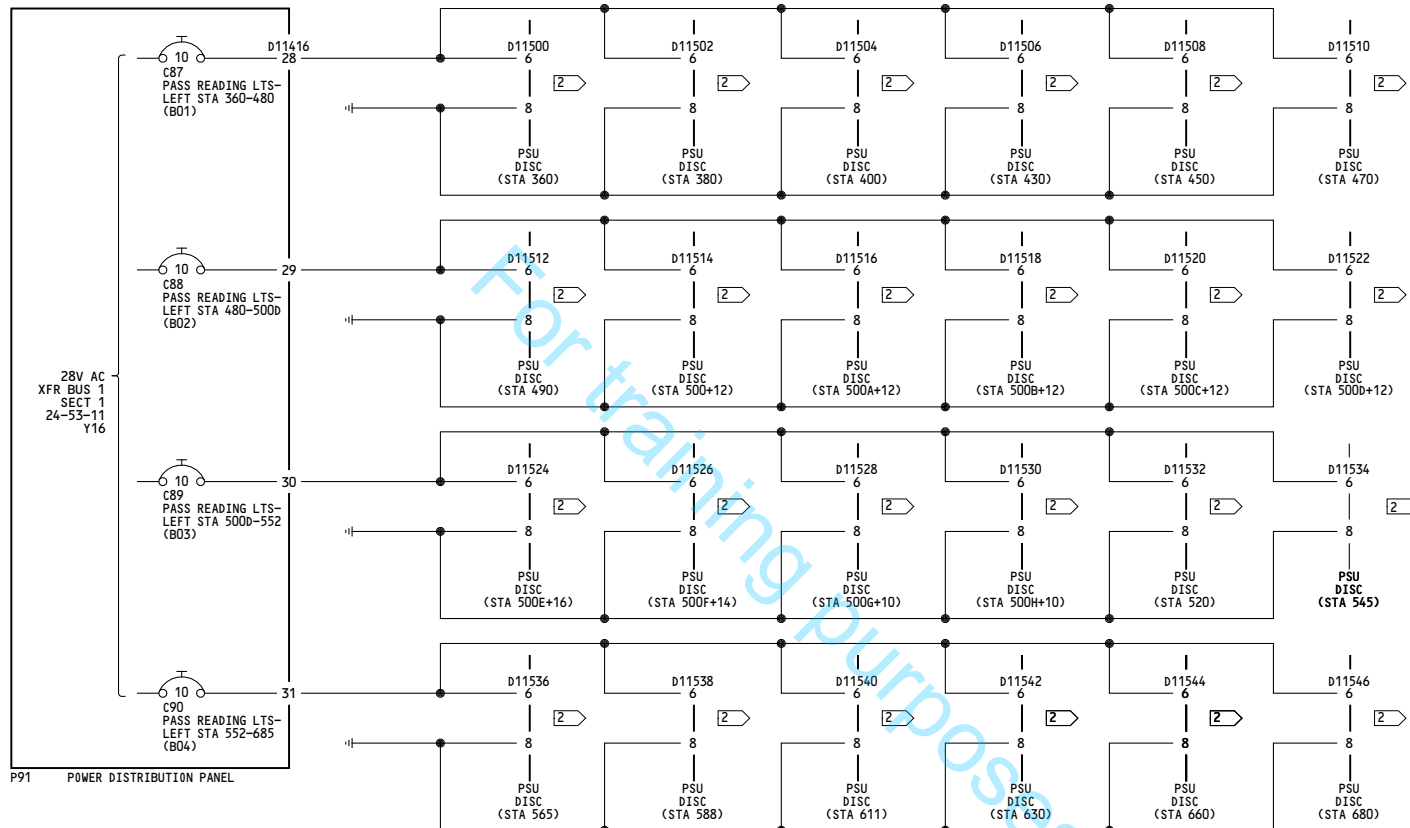
33-22-12

Page 101

Jan 11/2006

-K
2

WIRING DIAGRAMS
33-23-11



NOTES

- 1 PSU: PASSENGER SERVICE UNIT
- 2 MATE WITH PSU IF INSTALLED
- 3 ALL PSU DISCONNECTS
LOCATED AT: WL 274, LBL 51

ALL

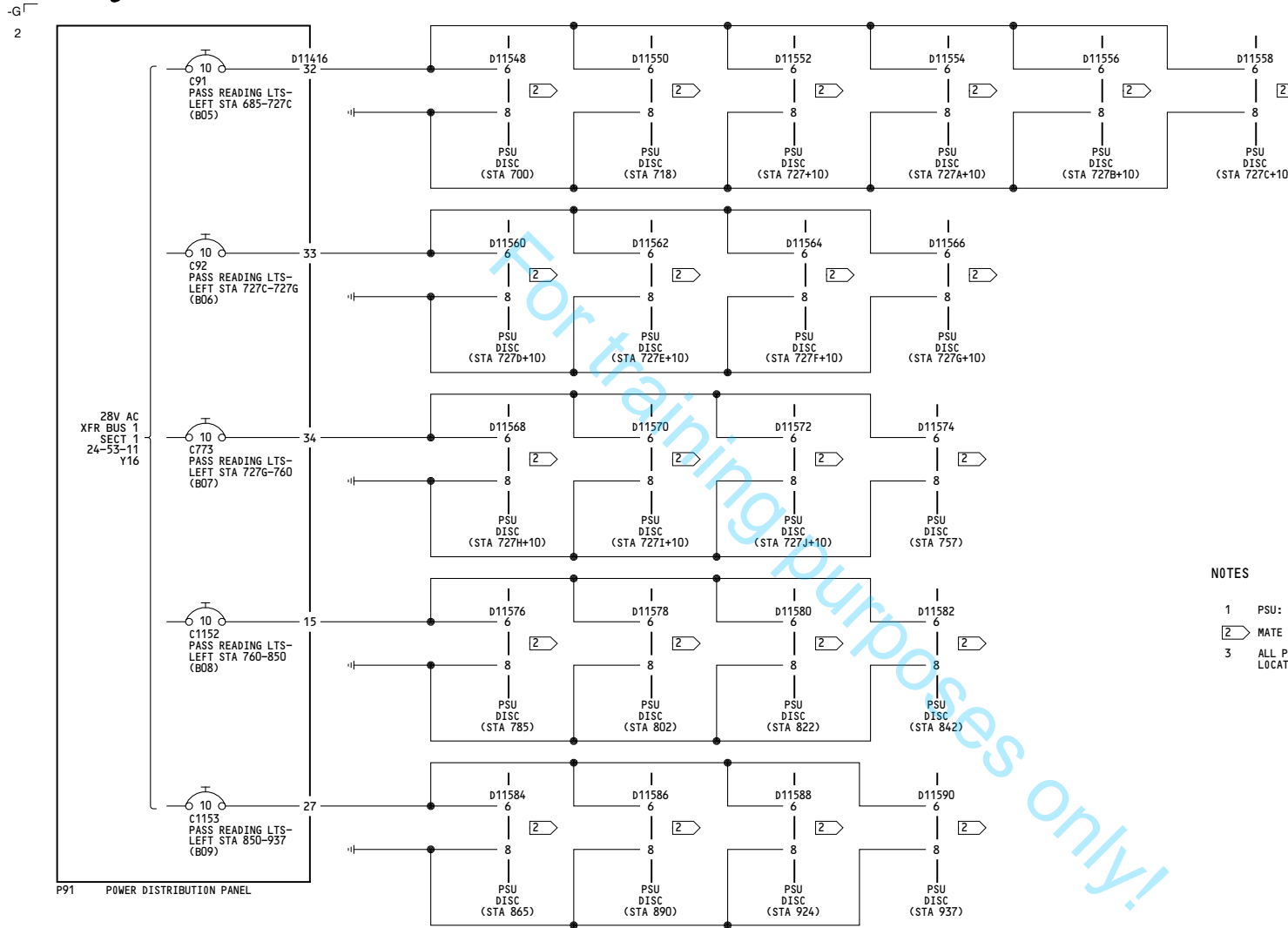
**PASS READING LTS -
LEFT FWD**

D280A238

33-23-11

Page 101

May 09/2011



NOTES

- 1 PSU: PASSENGER SERVICE UNIT
- 2 MATE WITH PSU IF INSTALLED
- 3 ALL PSU DISCONNECTS LOCATED AT: WL 274, LBL 51

ALL

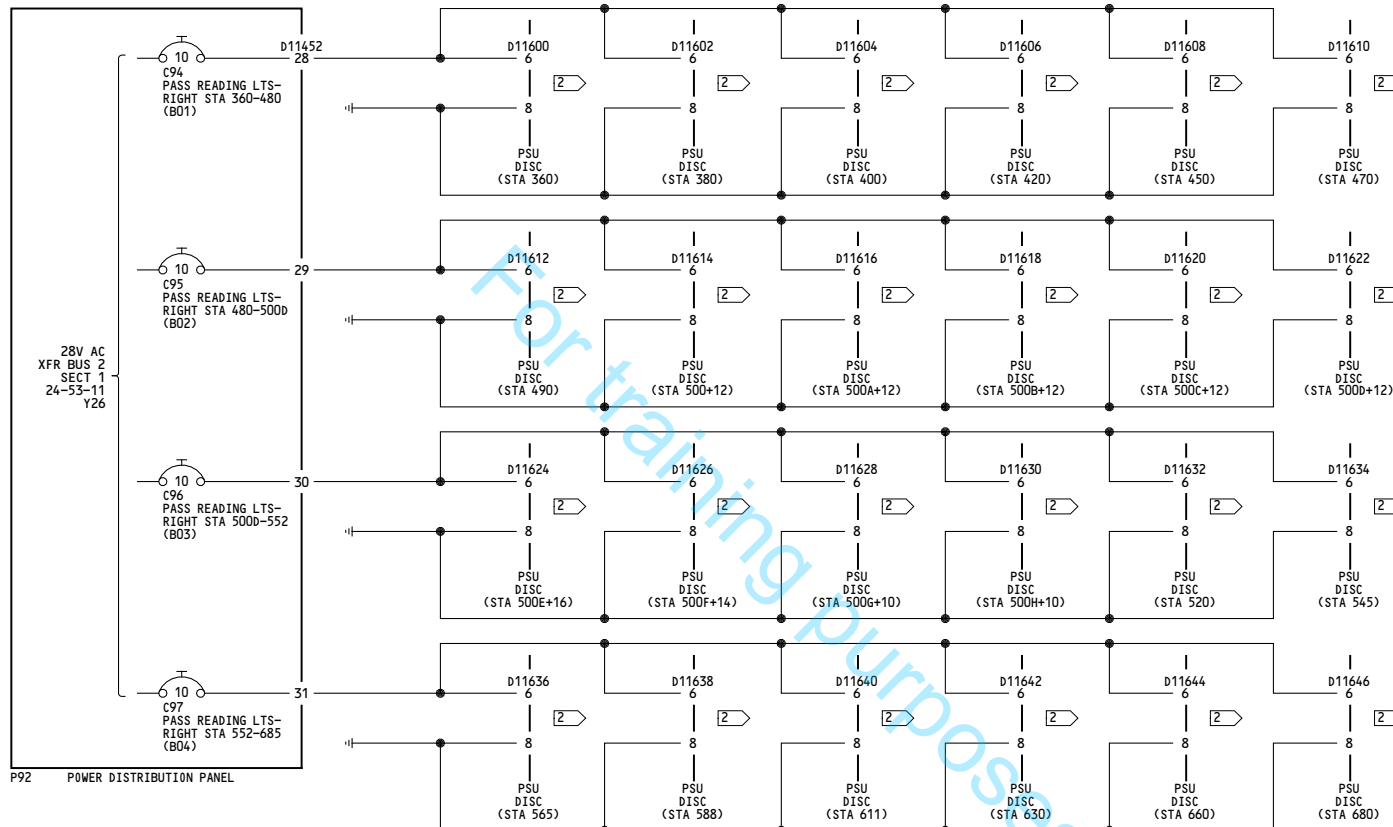
PASS READING LTS -
LEFT AFT

D280A238

33-23-12

Page 101

May 09/2011

$$-\frac{E}{2}$$


WIRING DIAGRAMS

NOTES

- 1 PSU: PASSENGER SERVICE UNIT
- 2 MATE WITH PSU IF INSTALLED
- 3 ALL PSU DISCONNECTS
LOCATED AT: WL 274, LBL 51

ALL

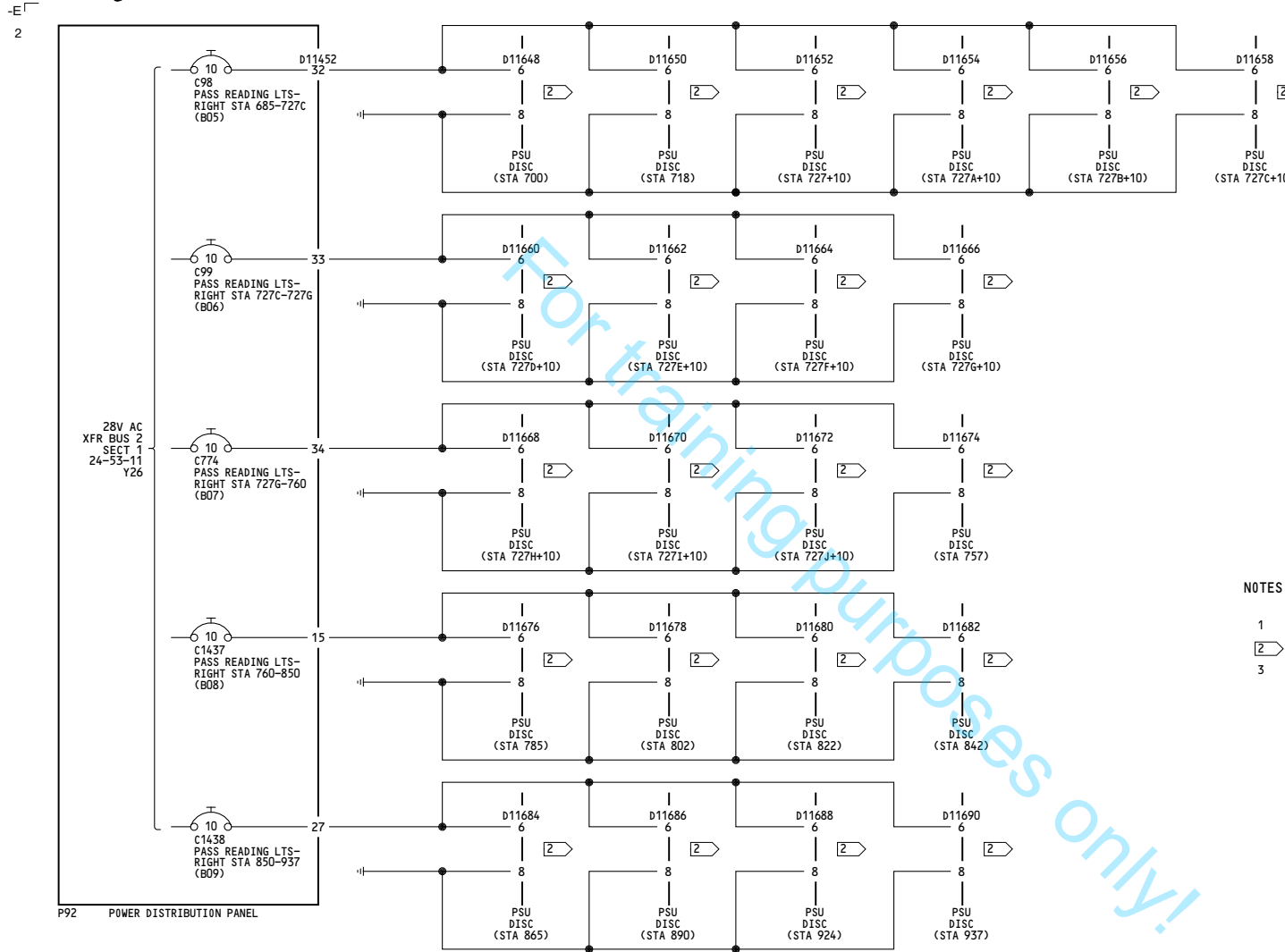
**PASS READING LTS -
RIGHT FWD**

D280A238

33-23-21

Page 101

May 02/2008



NOTES

- 1 PSU: PASSENGER SERVICE UNIT
- 2 MATE WITH PSU IF INSTALLED
- 3 ALL PSU DISCONNECTS
LOCATED AT: WL 274, LBL 51

ALL

PASS READING LTS -
RIGHT AFT

D280A238

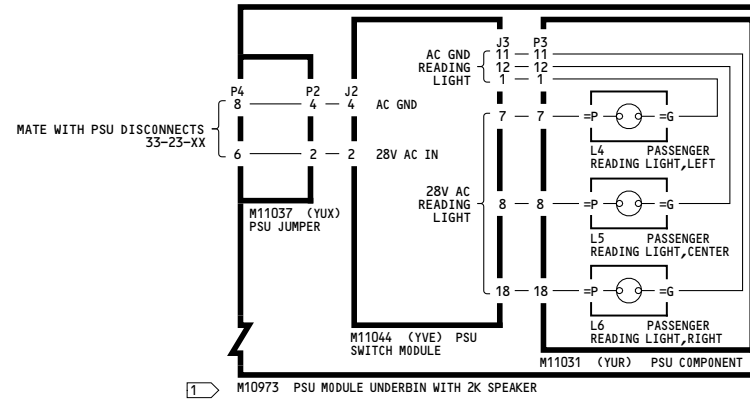
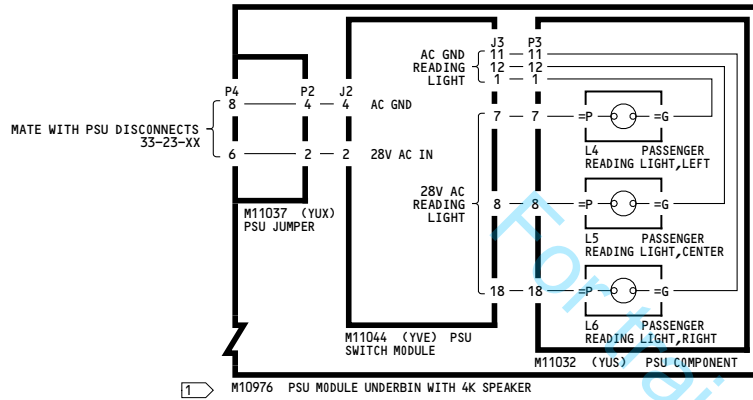
33-23-22

Page 101

May 02/2008

-A
3

WIRING DIAGRAMS
33-23-31



NOTES:

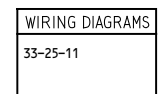
- 1 EITHER THE M10973, M10976 OR A COMBINATION OF BOTH PSU MODULES WILL BE INSTALLED, ACCORDING TO THE INTERIOR ARRANGEMENT OF EACH AIRPLANE.

ALL	<p>READING LTS - PASS SERVICE UNIT</p> <p>D280A238</p>
-----	---

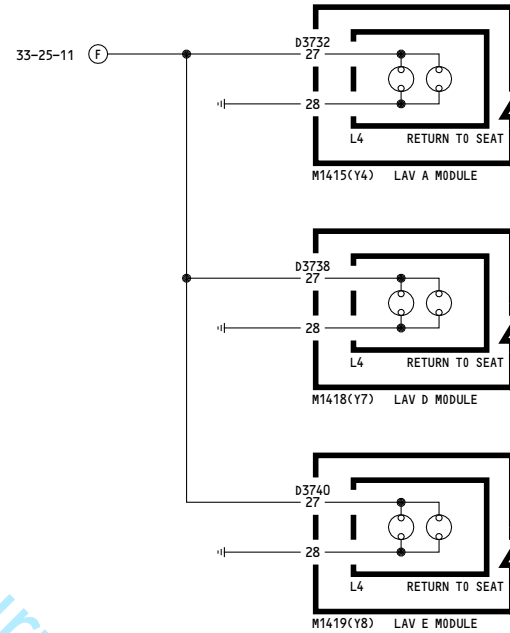
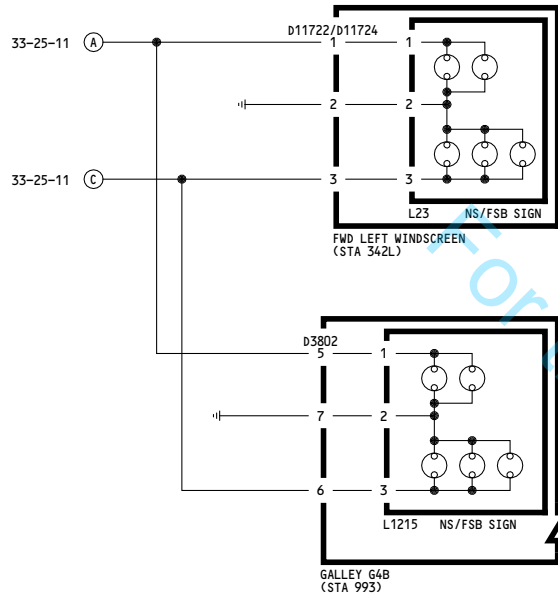
33-23-31

Page 101

May 02/2008



BOEING PROPRIETARY - Copyright © - Unpublished Work - See title page for details.



YD001-YD007

PASS SIGNS - MISC

D280A238

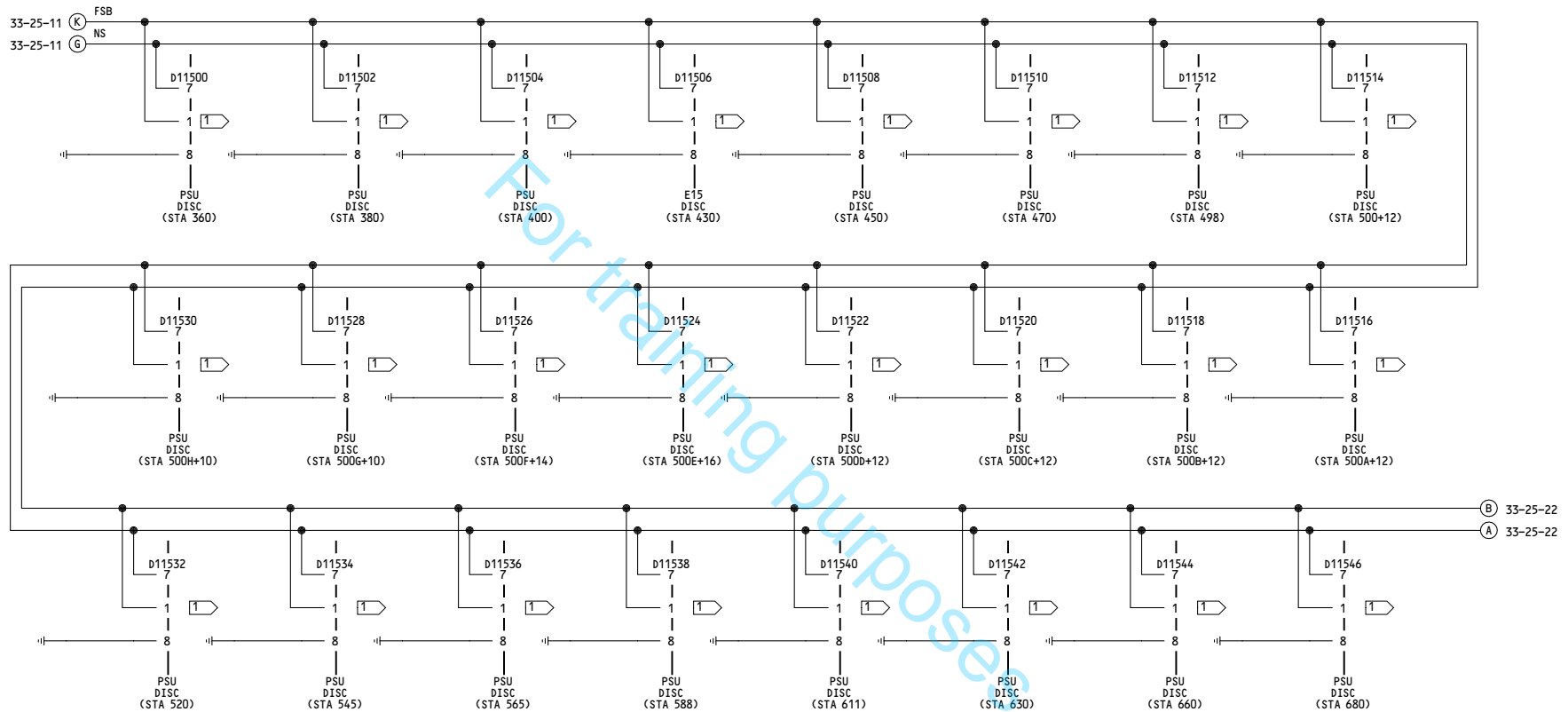
33-25-12

Page 101

Jan 11/2006

-D-
2

WIRING DIAGRAMS
33-25-21



NOTES

1 MATE WITH PASSENGER SERVICE UNIT IF INSTALLED

ALL

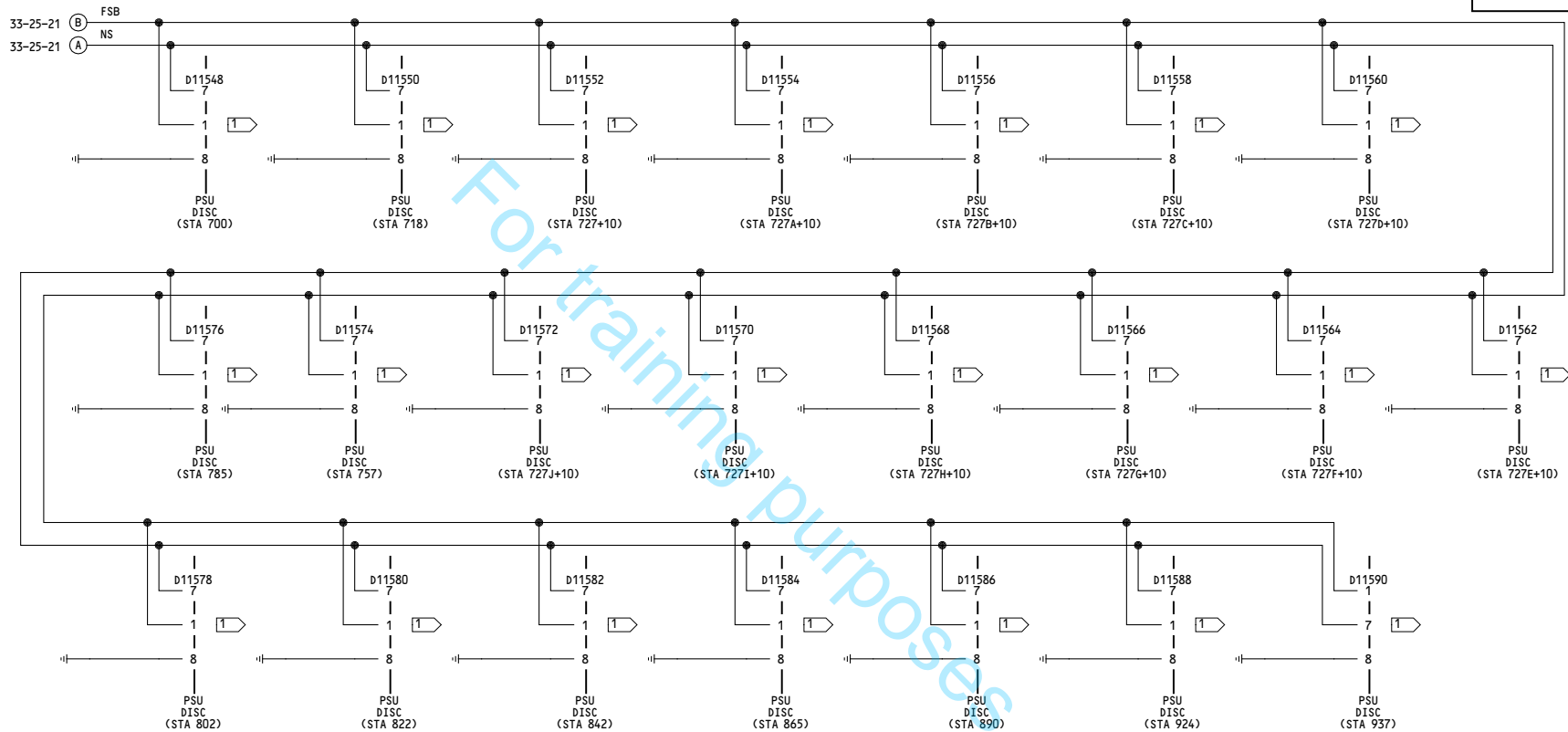
PASS SIGNS -
PSU LEFT FWD

D280A238

33-25-21

Page 101

Jan 11/2006

-E
2WIRING DIAGRAMS
33-25-22

NOTES

1 MATE WITH PASSENGER SERVICE UNIT IF INSTALLED

ALL

PASS SIGNS -
PSU LEFT AFT

D280A238

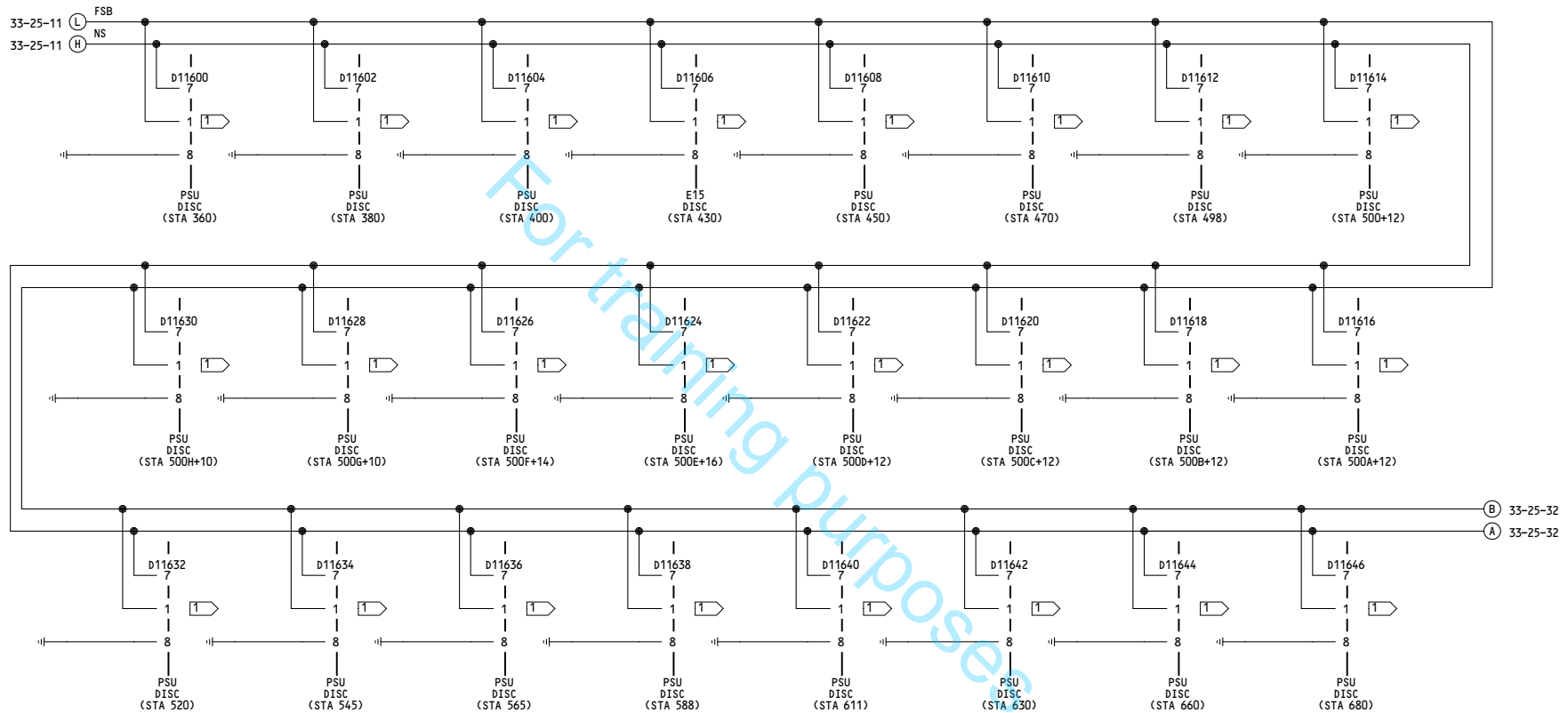
33-25-22

Page 101

Jan 11/2006

-D-
2

WIRING DIAGRAMS
33-25-31



NOTES

1 MATE WITH PASSENGER SERVICE UNIT IF INSTALLED

ALL

PASS SIGNS -
PSU RIGHT FWD

D280A238

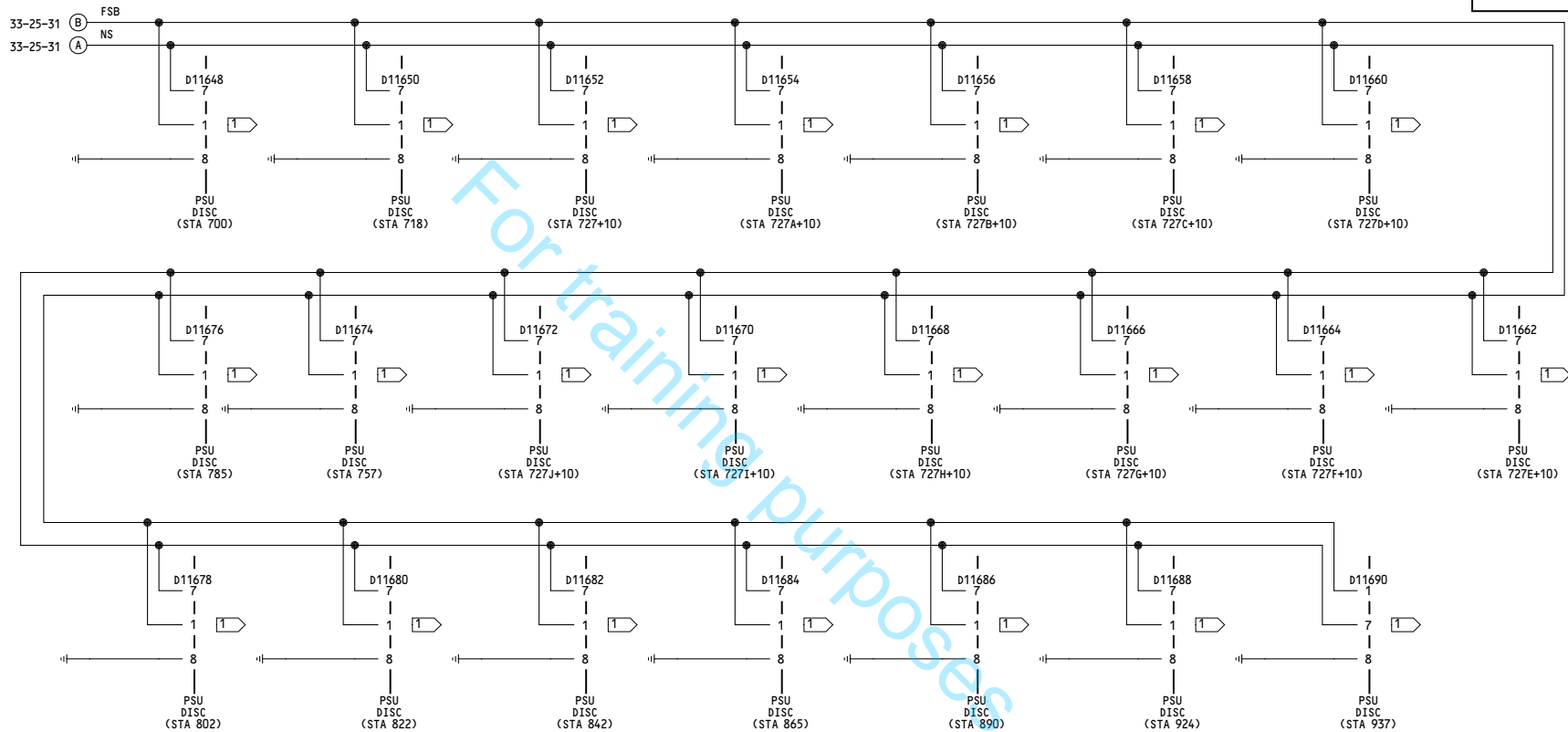
33-25-31

Page 101

Jan 11/2006

-F-
2

WIRING DIAGRAMS
33-25-32



NOTES

1 MATE WITH PASSENGER SERVICE UNIT IF INSTALLED

ALL

PASS SIGNS -
PSU RIGHT AFT

D280A238

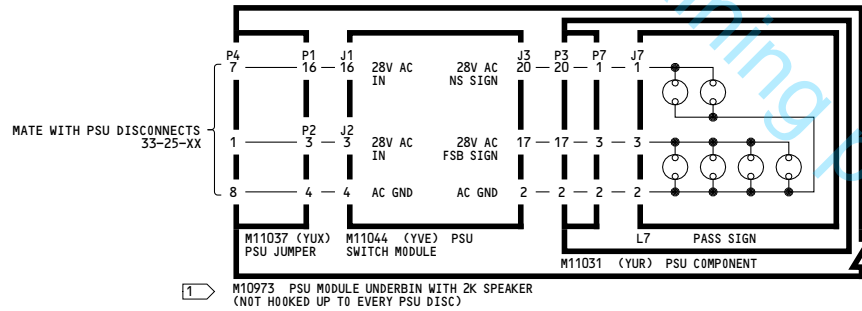
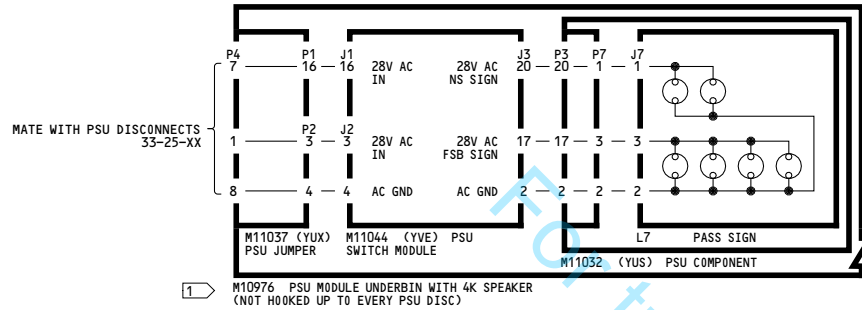
33-25-32

Page 101

Jan 11/2006

-A
3

WIRING DIAGRAMS
33-25-41



NOTES:

- 1 EITHER THE M10973, M10976 OR A COMBINATION OF BOTH PSU MODULES WILL BE INSTALLED, ACCORDING TO THE INTERIOR ARRANGEMENT OF EACH AIRPLANE.

ALL

**NO SMOKING/FASTEN
SEAT BELT SIGNS -
PASS SERVICE UNIT**

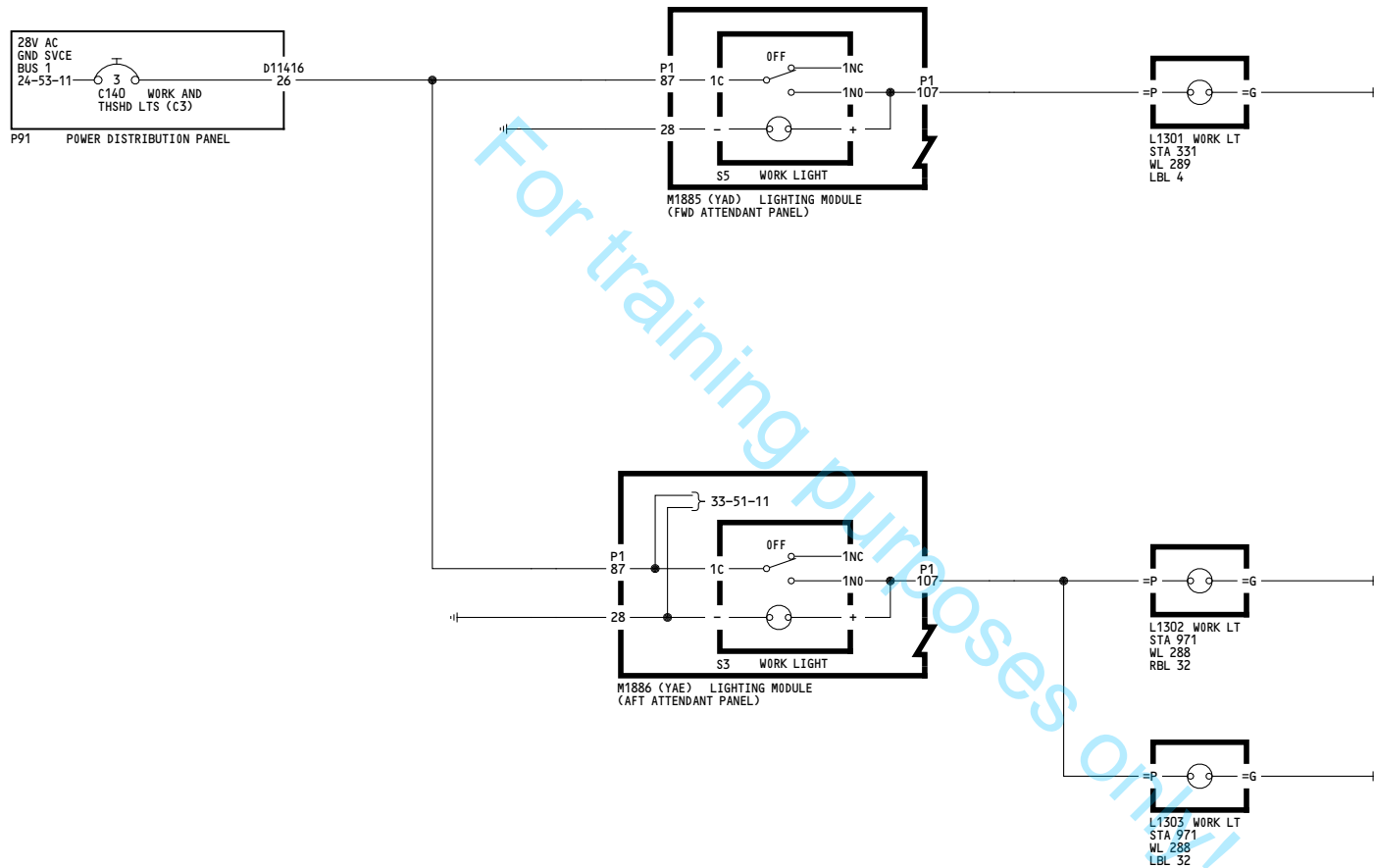
D280A238

33-25-41

Page 101

May 02/2008

-P
1



ALL

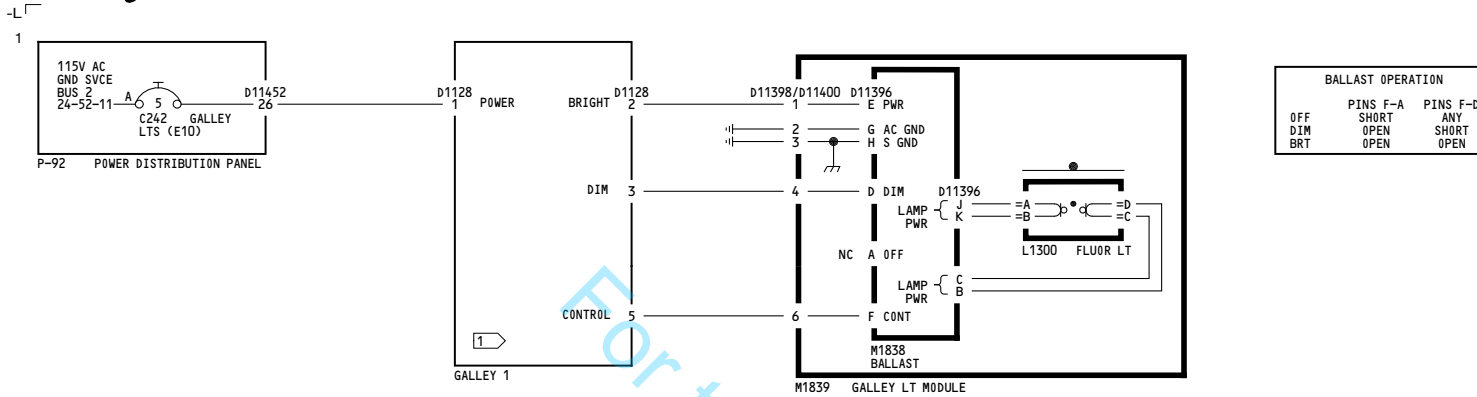
ATTENDANT WORK LIGHTS

D280A238

33-26-11

Page 101

Jan 11/2006



WIRING DIAGRAMS
33-26-21

NOTES:

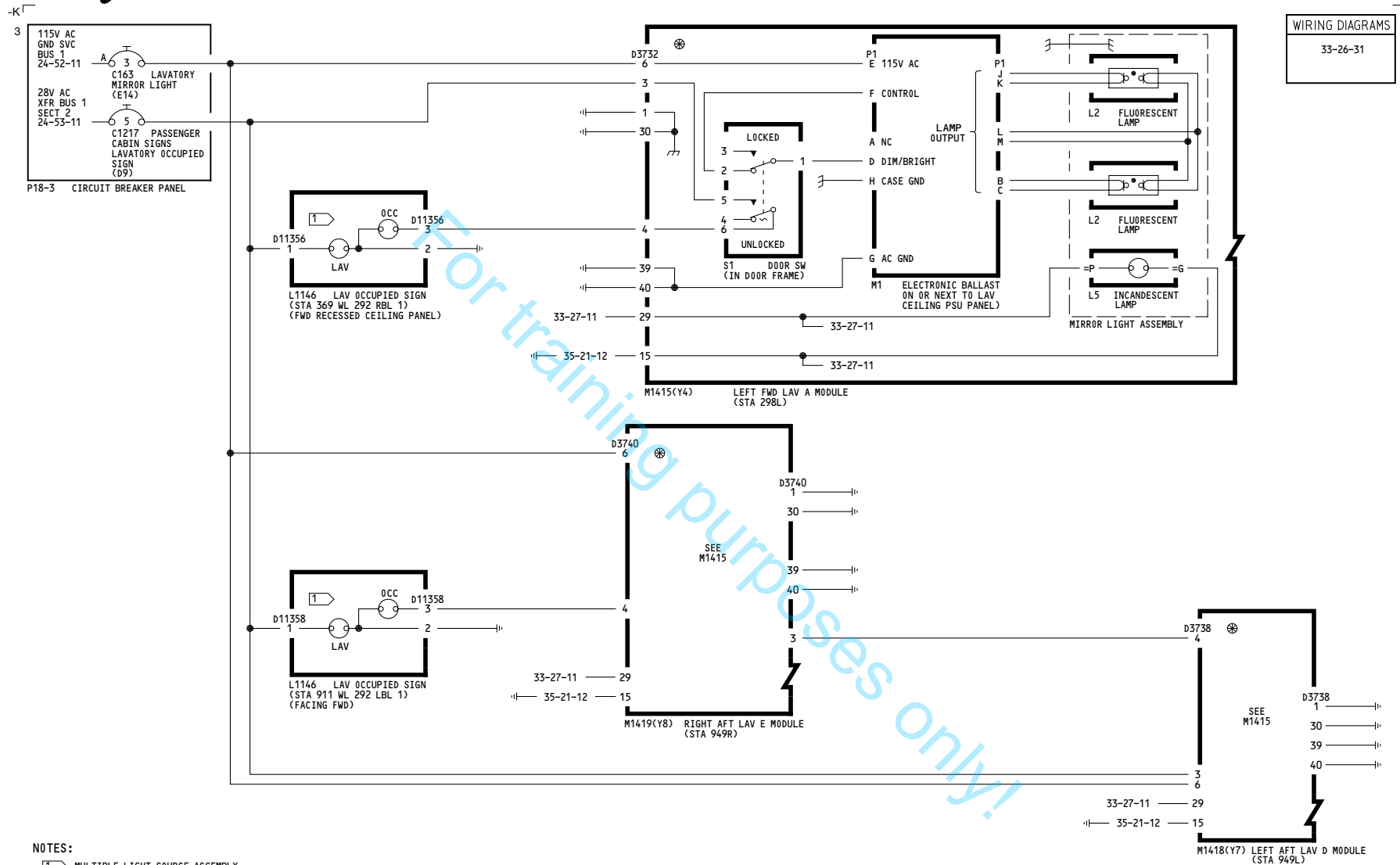
- 1 EITHER A 3 POSITION TOGGLE OR ROTARY SWITCH OR 2 PUSH BUTTON SWITCH (ON/OFF & BRIGHT/DIM) WILL BE USED TO CONTROL GALLEY 61 LIGHT.

ALL	GALLEY LIGHTS
	D280A238

33-26-21

Page 101

Oct 05/2011



NOTES:

1 MULTIPLE LIGHT SOURCE ASSEMBLY

YD001-YD007

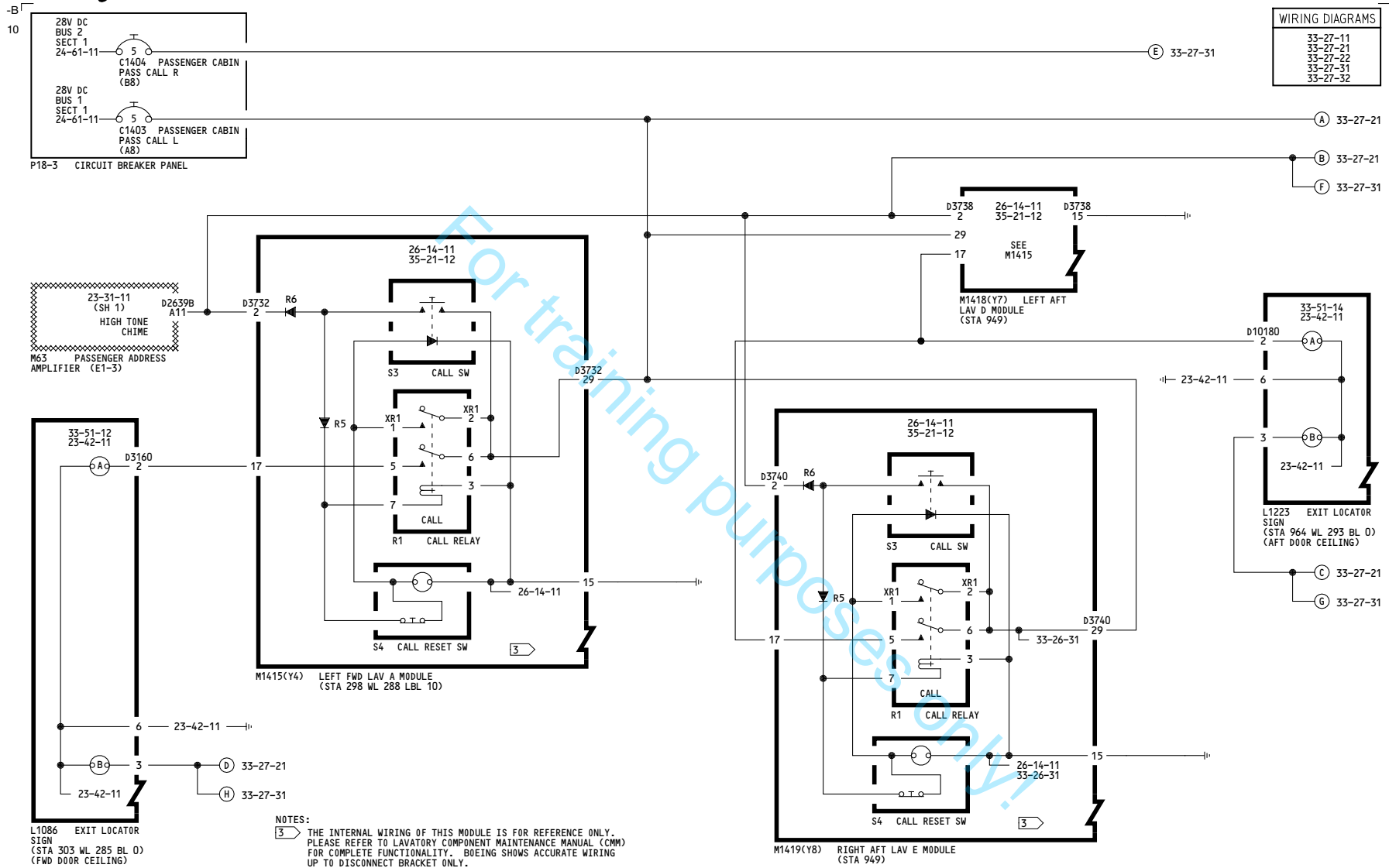
LAVATORY LIGHTS AND SIGNS

D280A238

33-26-31

Page 101

Jun 30/2009



YD001-YD007

PASSENGER AND LAVATORY CALL CONTROL

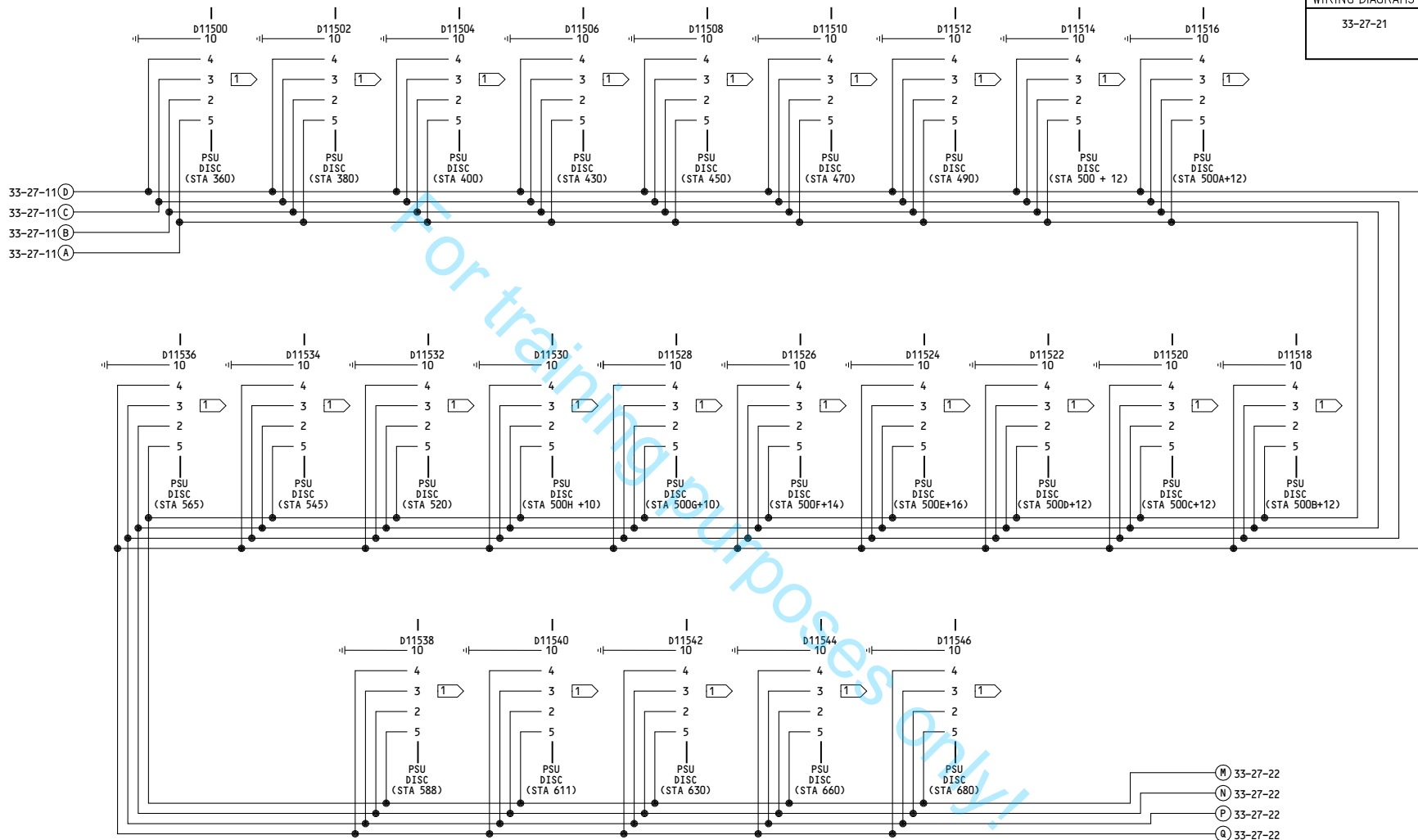
D280A238

33-27-11

Page 101

Jan 11/2006

2



ALL

PASSENGER AND LAVATORY
CALL - LEFT FWD

D280A238

33-27-21

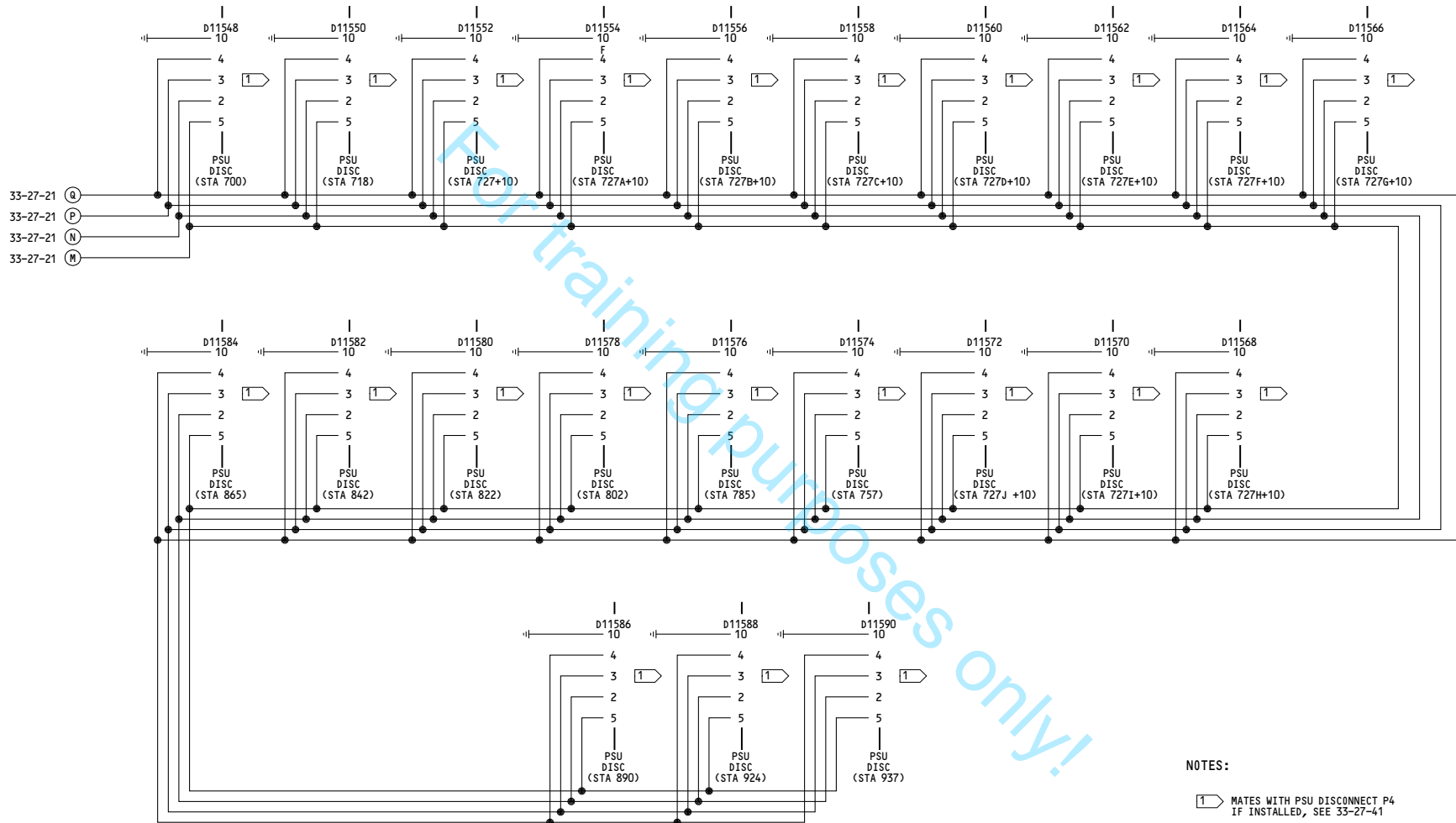
Page 101

Jan 11/2006

-D
2

WIRING DIAGRAMS

33-27-22



NOTES:

1 MATES WITH PSU DISCONNECT P4 IF INSTALLED, SEE 33-27-41

ALL

PASSENGER AND LAVATORY
CALL - LEFT AFT

D280A238

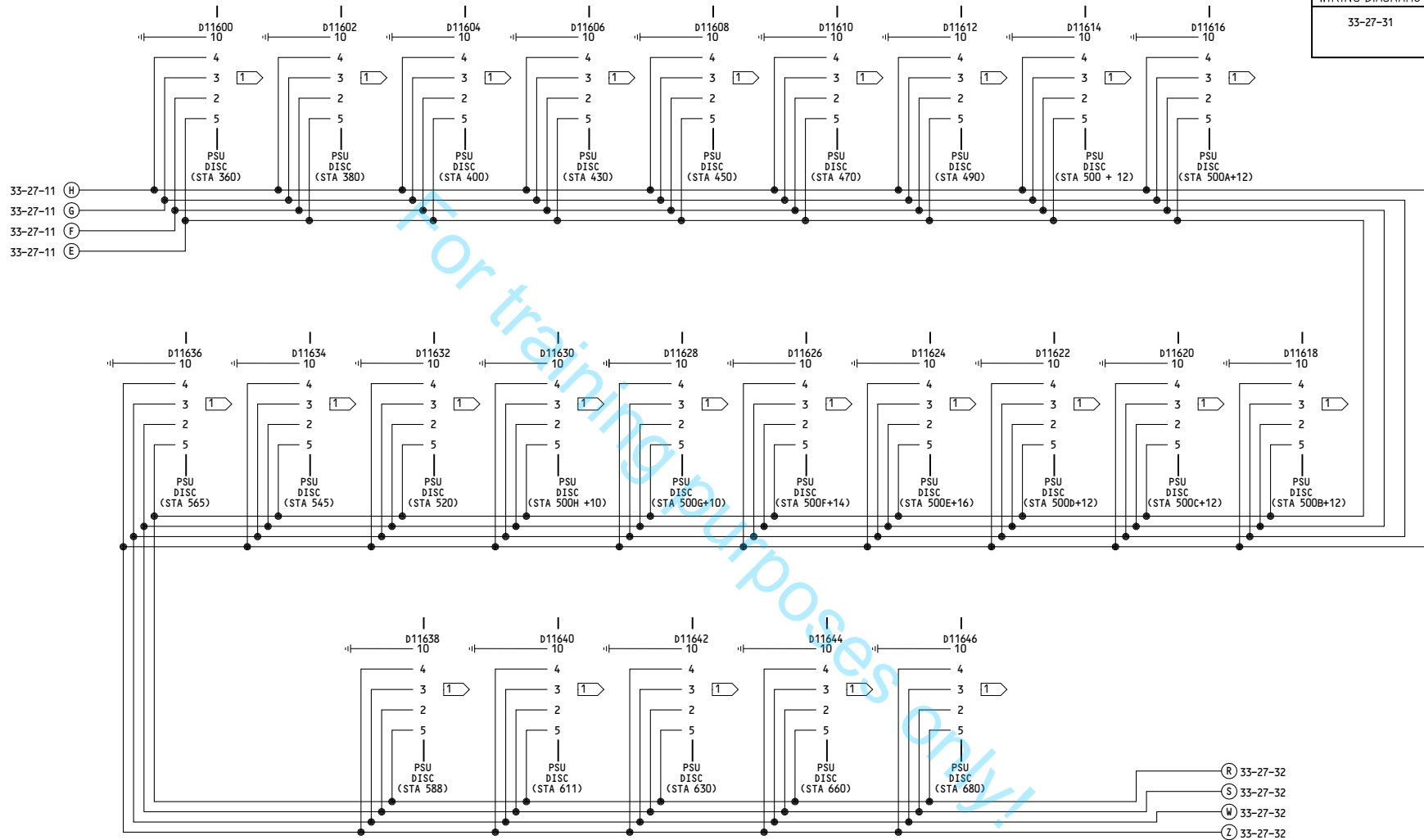
33-27-22

Page 101

Jan 11/2006

-H
2

WIRING DIAGRAMS
33-27-31



ALL

PASSENGER AND LAVATORY
CALL - RIGHT FWD

D280A238

33-27-31

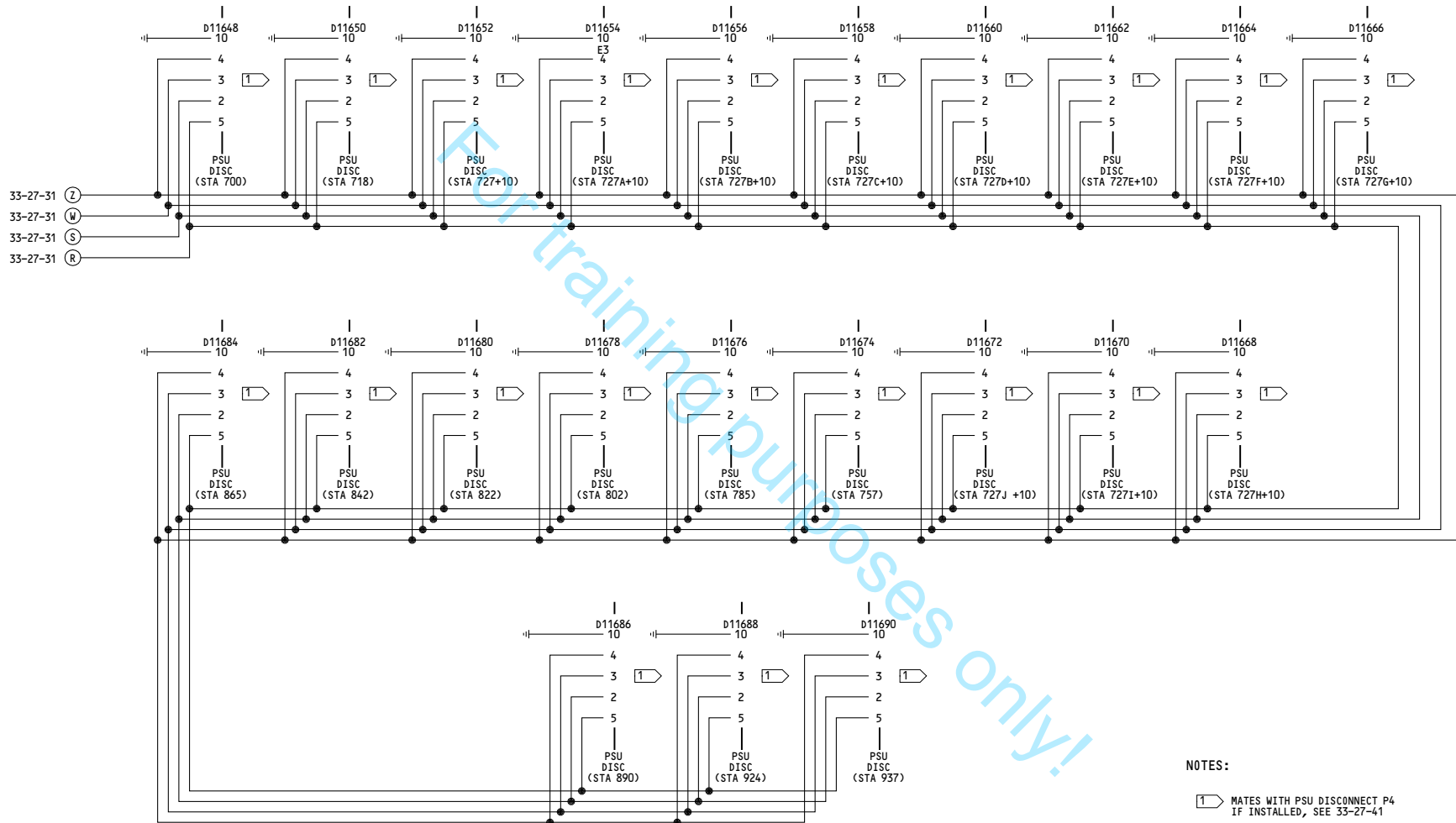
Page 101

Jan 11/2006

-D
2

WIRING DIAGRAMS

33-27-32



NOTES:

1 MATES WITH PSU DISCONNECT P4
IF INSTALLED, SEE 33-27-41

ALL

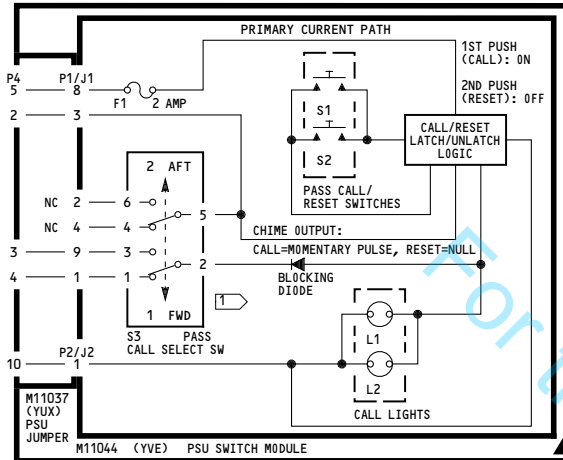
**PASSENGER AND LAVATORY
CALL - RIGHT AFT**

D280A238

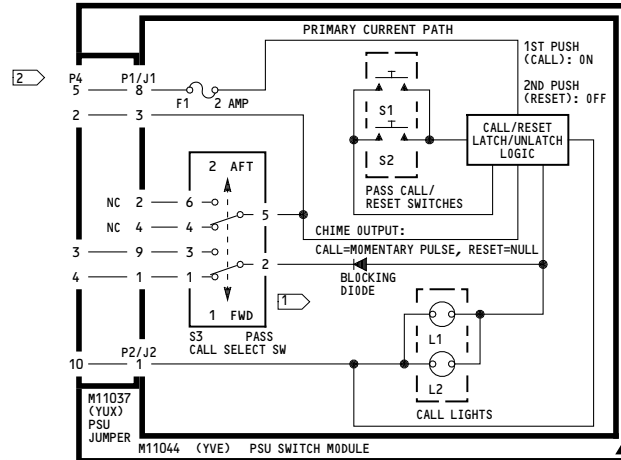
33-27-32

Page 101

May 09/2011



M10976 PASSENGER SERVICE UNIT (PSU) - UNDERBIN (TYPICAL)



M10973 PASSENGER SERVICE UNIT (PSU) - UNDERBIN (TYPICAL)

NOTES:

- 1 FOR MULTI CLASS CONFIGURATION:
MOVE SWITCH S3 TO POSITION 1 FOR PSUS FWD OF CLASS PARTITION
MOVE SWITCH S3 TO POSITION 2 FOR PSUS AFT OF CLASS PARTITION
FOR SINGLE CLASS CONFIGURATION:
MOVE SWITCH S3 TO POSITION 1 FOR FWD HALF OF PSUS
MOVE SWITCH S3 TO POSITION 2 FOR AFT HALF OF PSUS
- 2 P4 MATES WITH PSU DISCONNECT DXXXXX (SEE 33-27-2X AND 33-27-3X)
- 3 EITHER THE M10973, M10976 OR A COMBINATION OF BOTH PSU MODULES WILL BE INSTALLED, ACCORDING TO THE INTERIOR ARRANGEMENT OF EACH AIRPLANE.

ALL

**PASSENGER AND LAVATORY
CALL - PSU**

D280A238

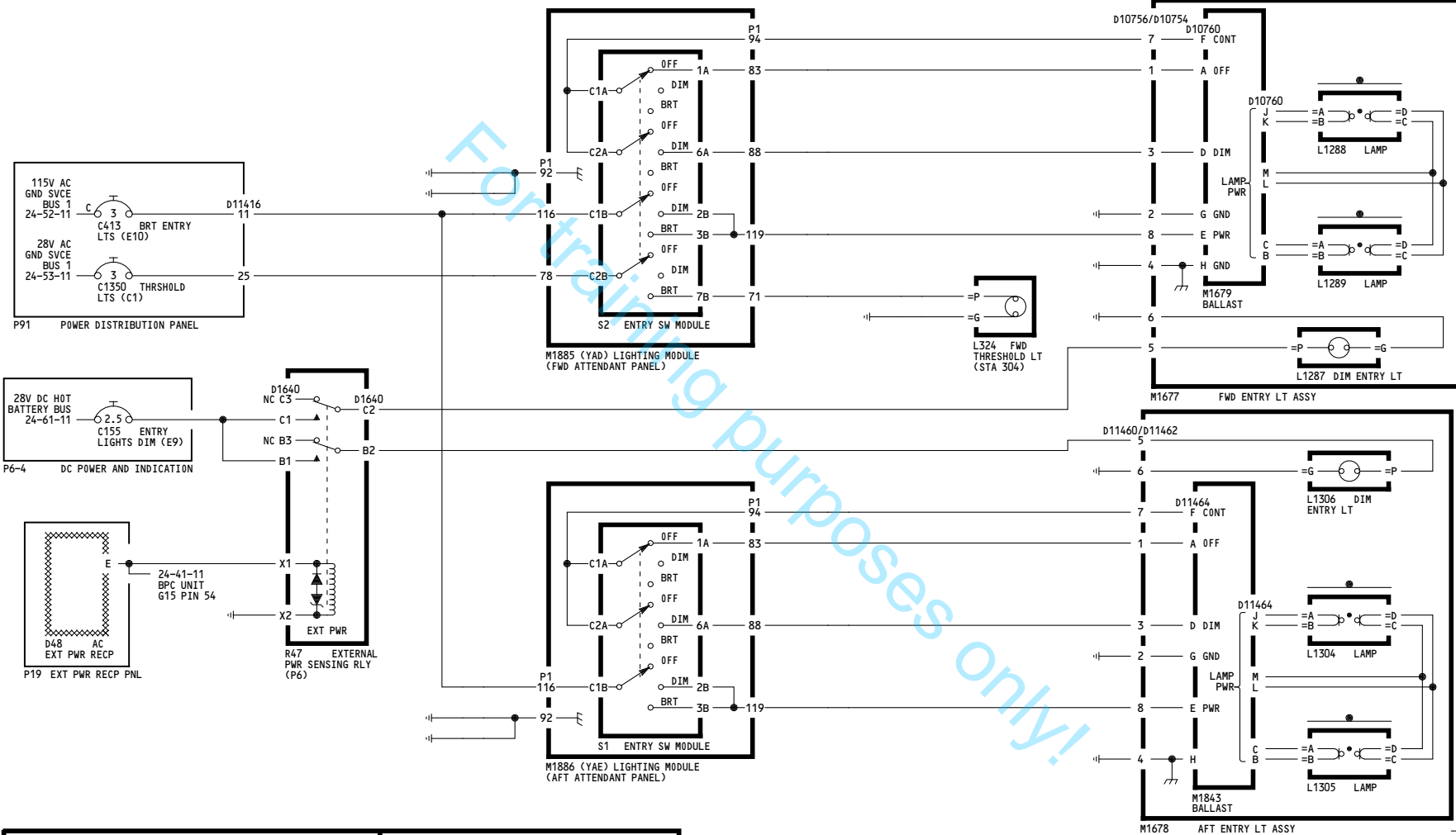
33-27-41

Page 101

May 09/2011

	BALLAST PINS F-A	OPERATION PINS F-D
OFF	SHORT	ANY
DIM	OPEN	SHORT
BRT	OPEN	OPEN

WIRING DIAGRAMS
33-29-11



YD001-YD007	ENTRY LIGHTS
	D280A238

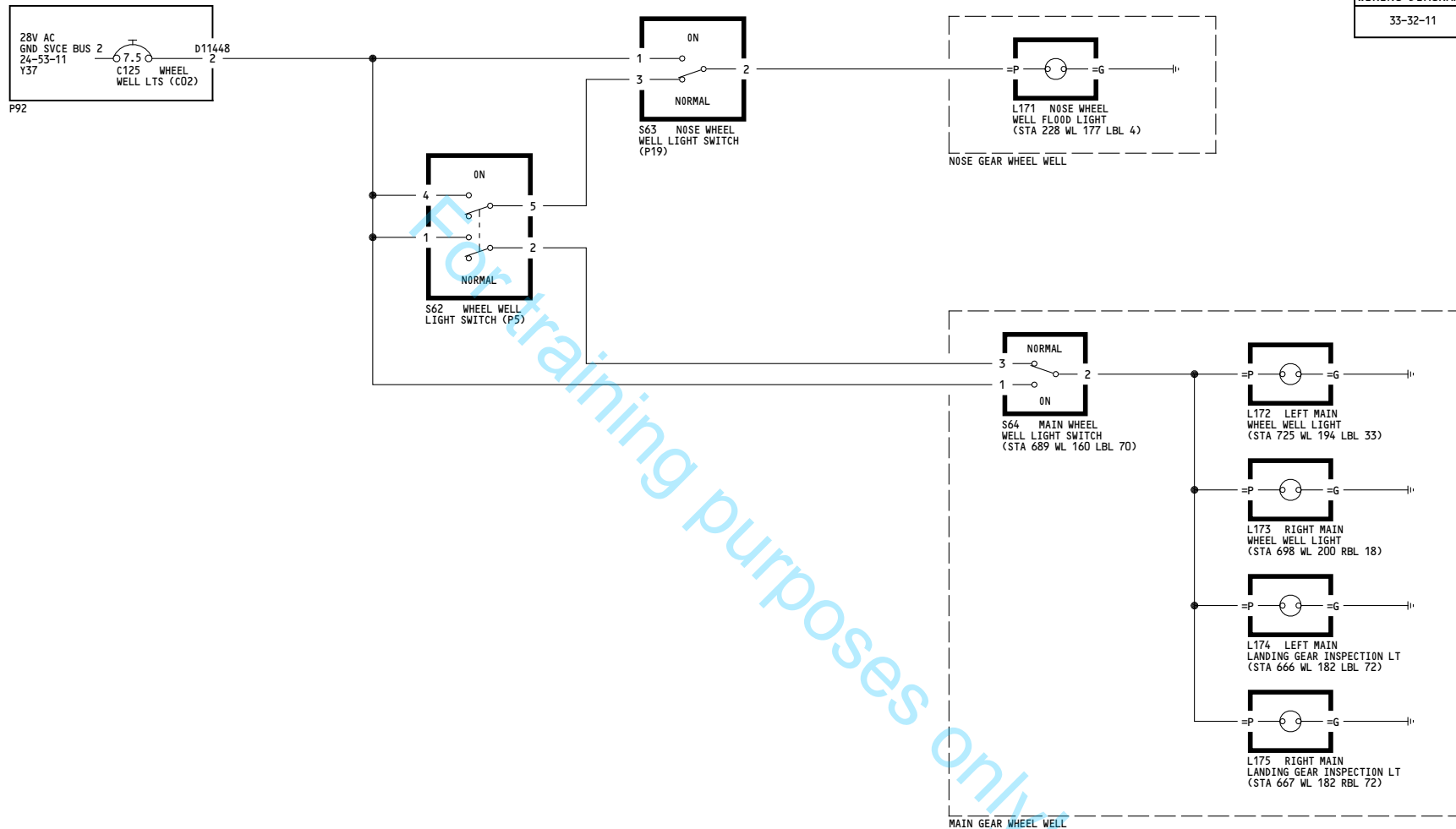
33-29-11



737-800 SYSTEM SCHEMATIC MANUAL

WIRING DIAGRAMS

33-32-11



ALL

SERVICE LIGHTING - WHEEL WELLS

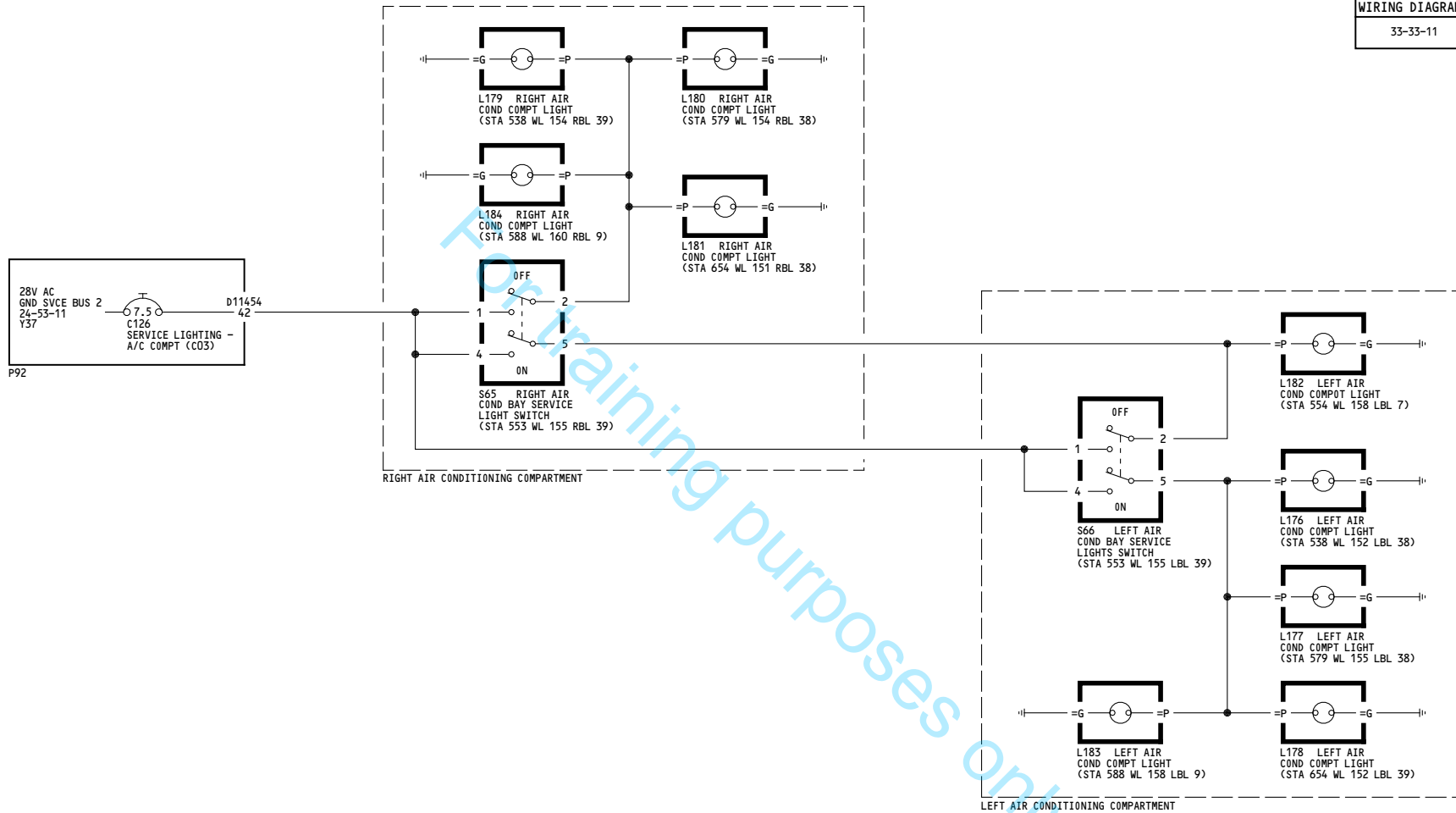
D280A238

33-32-11

Page 101

Jan 11/2006

-M
1



ALL

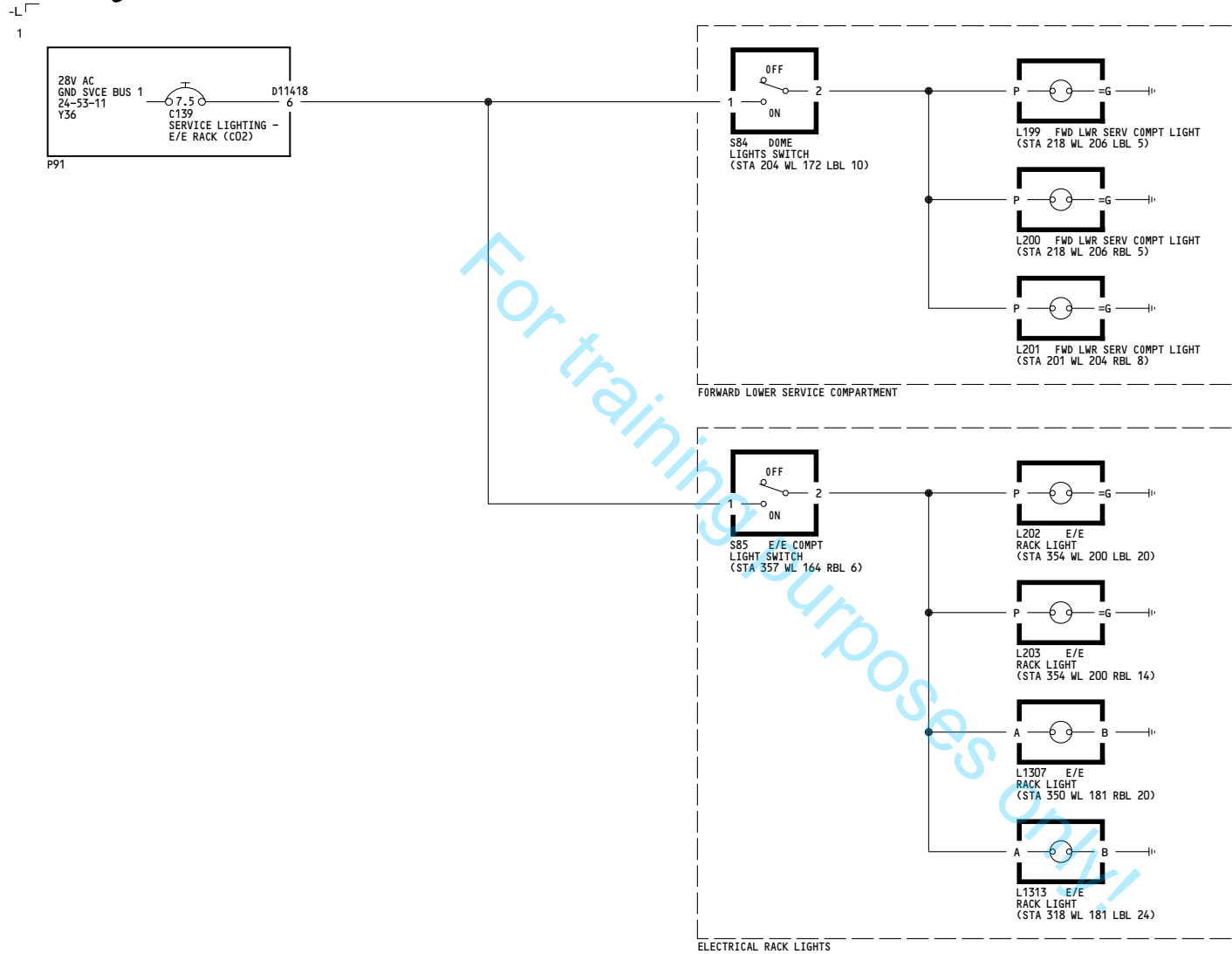
**SERVICE LIGHTING -
AIR CONDITIONING
COMPARTMENT**

D280A238

33-33-11

Page 101

Jan 11/2006



ALL

**SERVICE LIGHTING -
EQUIPMENT RACK FORWARD
LOWER COMPARTMENT**

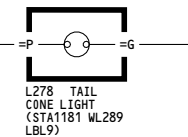
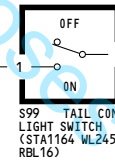
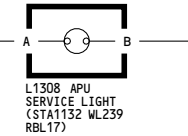
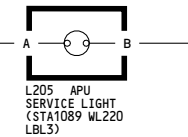
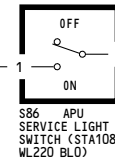
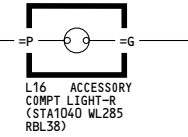
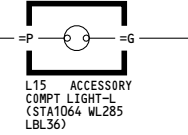
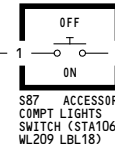
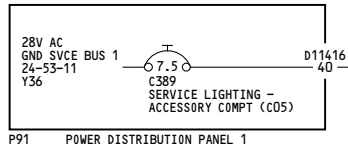
D280A238

33-34-11

Page 101

Jan 11/2006

-B
3



YD001-YD005

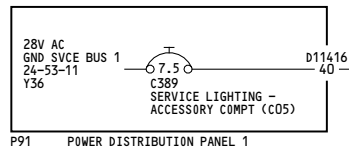
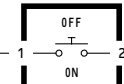
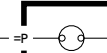
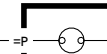
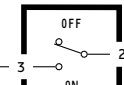
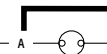
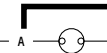
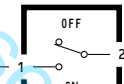
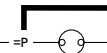
**SERVICE LIGHTING -
ACCESSORY COMPARTMENT**

D280A238

33-35-11

Page 101

May 09/2011

-B
4WIRING DIAGRAMS
33-35-11S87 ACCESSORY
COMPT LIGHTS
SWITCH (STA1064
WL209 LBL18)L15 ACCESSORY
COMPT LIGHT-L
(STA1064 WL285
LBL36)L16 ACCESSORY
COMPT LIGHT-R
(STA1040 WL285
RBL38)S86 APU
SERVICE LIGHT
SWITCH (STA1089
WL220 BLO)L205 APU
SERVICE LIGHT
(STA1089 WL220
LBL3)L1308 APU
SERVICE LIGHT
(STA1132 WL239
RBL17)S99 TAIL CONE
LIGHT SWITCH
(STA1164 WL245
RBL16)L278 TAIL
CONE LIGHT
(STA1181 WL289
LBL9)

For training purpose only!

YD006-YD020

SERVICE LIGHTING -
ACCESSORY COMPARTMENT

D280A238

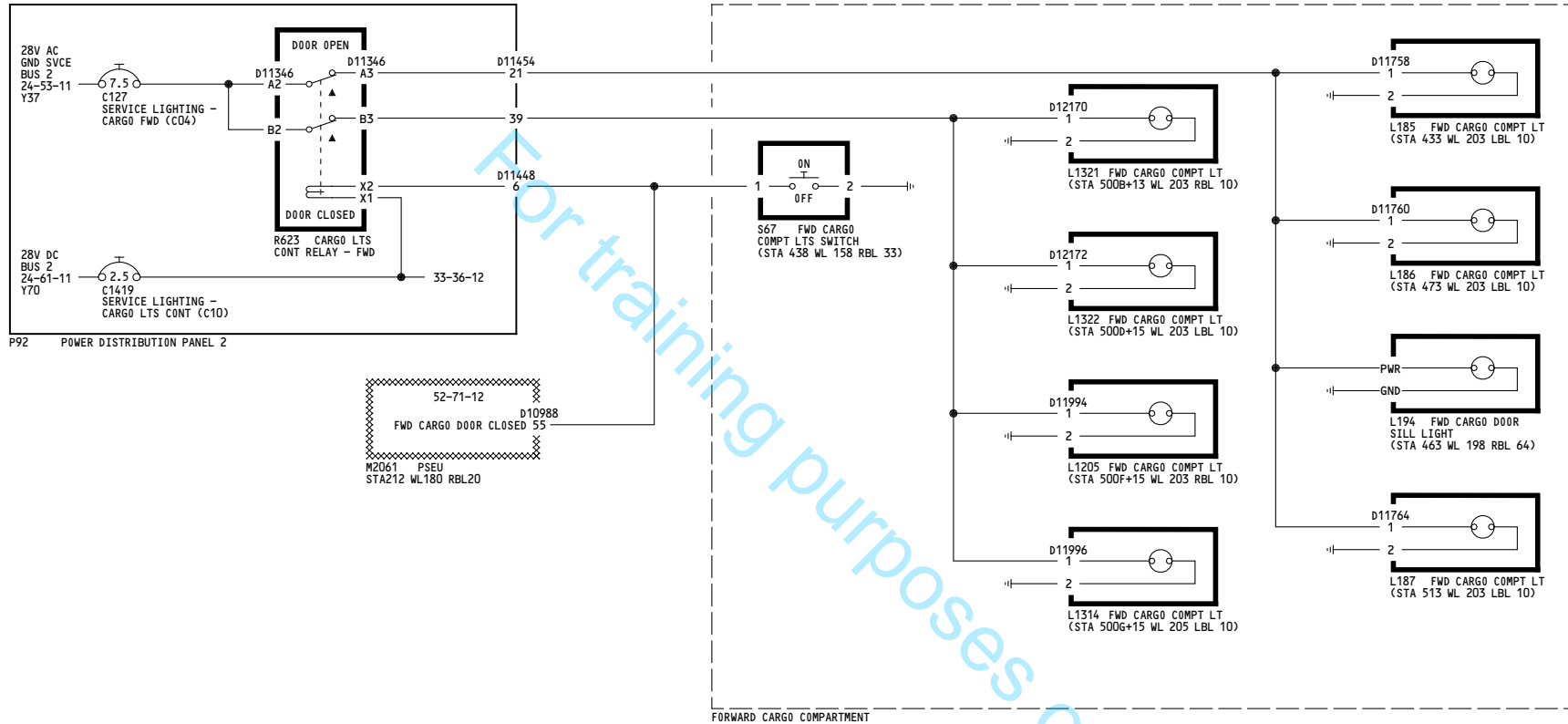
33-35-11

Page 102

May 09/2011

-E
2

WIRING DIAGRAMS
33-36-11



ALL

**SERVICE LIGHTING -
CARGO COMPARTMENT - FWD**

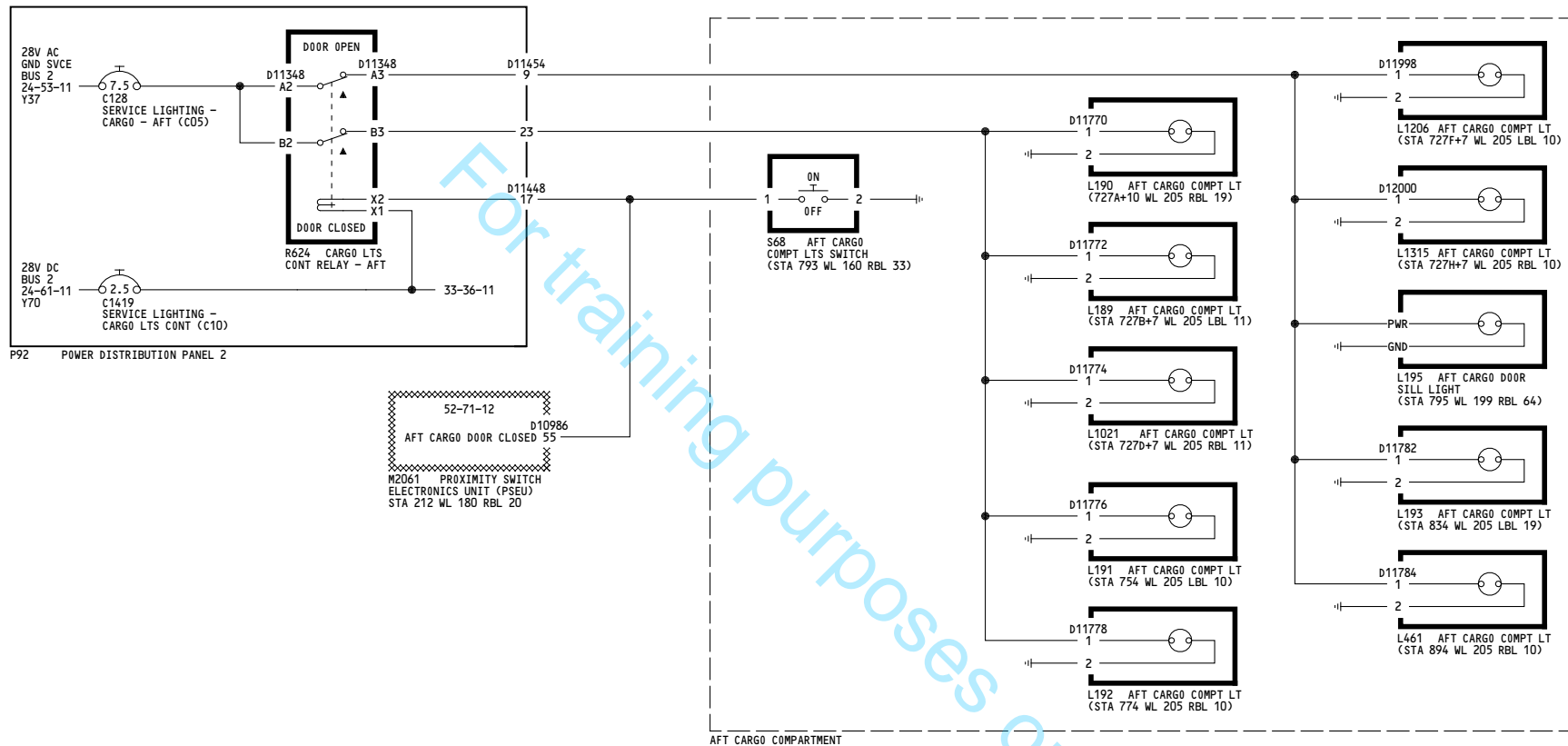
D280A238

33-36-11

Page 101

Jan 11/2006

-G
2



ALL	SERVICE LIGHTING - CARGO COMPARTMENT - AFT
	D280A238

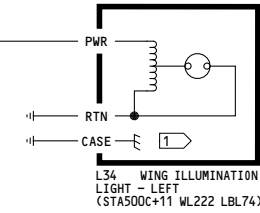
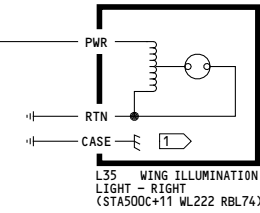
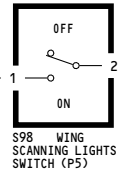
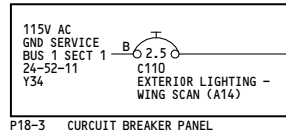
33-36-12

Page 101

May 02/2008

-B
5

WIRING DIAGRAMS
33-41-11



For training purposes only!

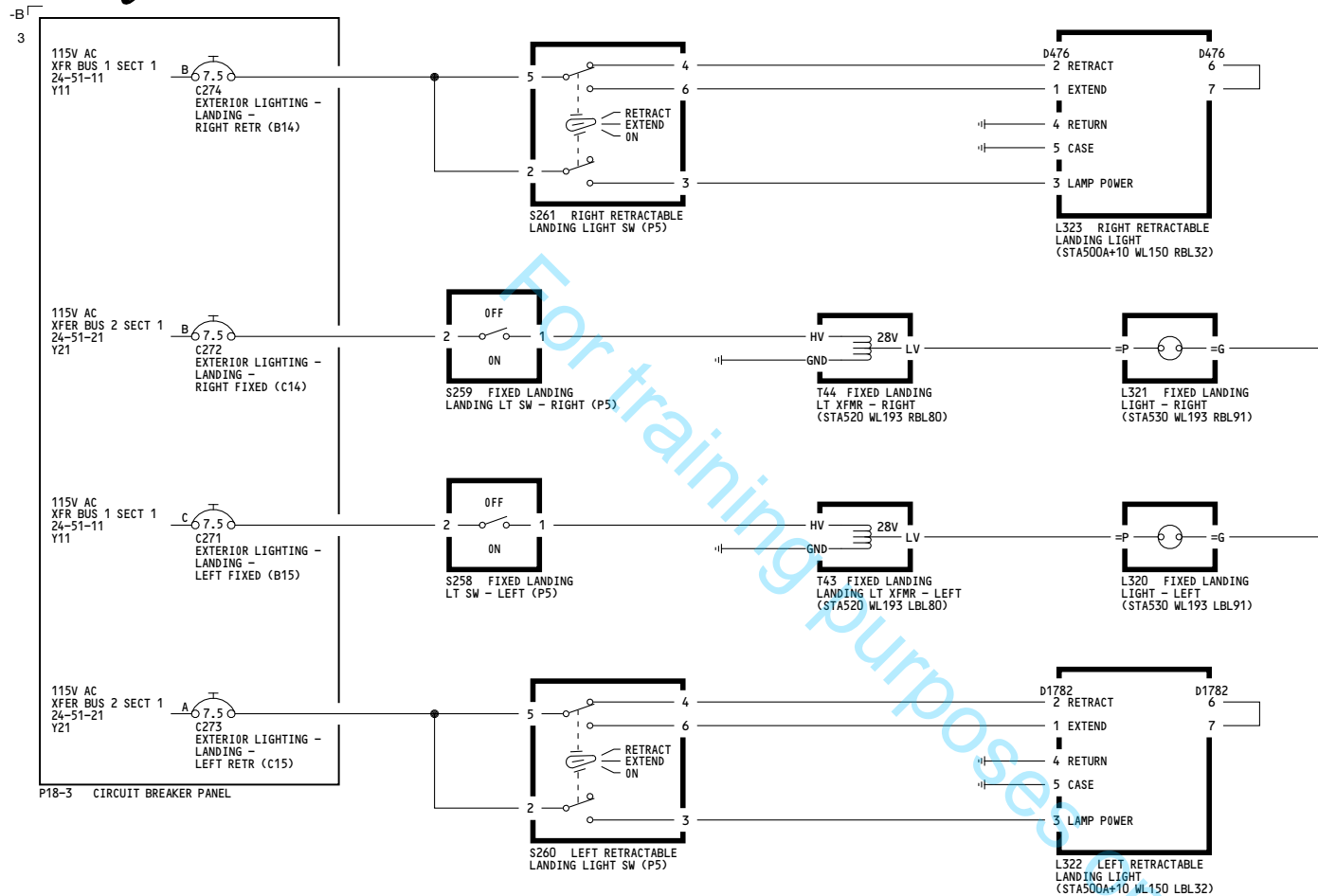
1 TRANSFORMER LOCATED WITHIN PRESSURIZED AREA

ALL	EXTERIOR LIGHTS - WING SCANNING
	D280A238

33-41-11

Page 101

May 09/2011



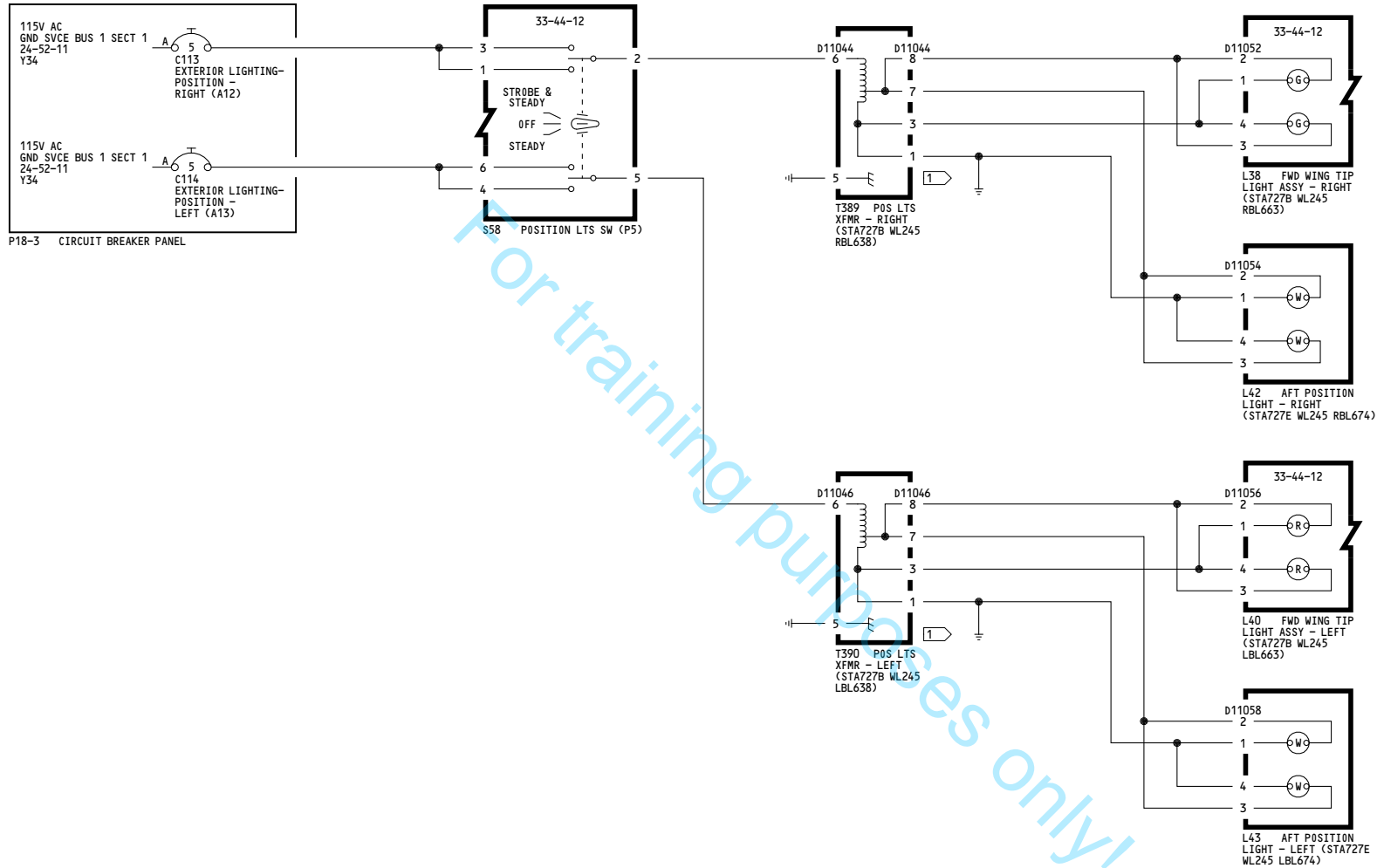
ALL	EXTERIOR LIGHTS - LANDING
	D280A238

33-42-11

Page 101

Jun 30/2009

-D
2



NOTES:

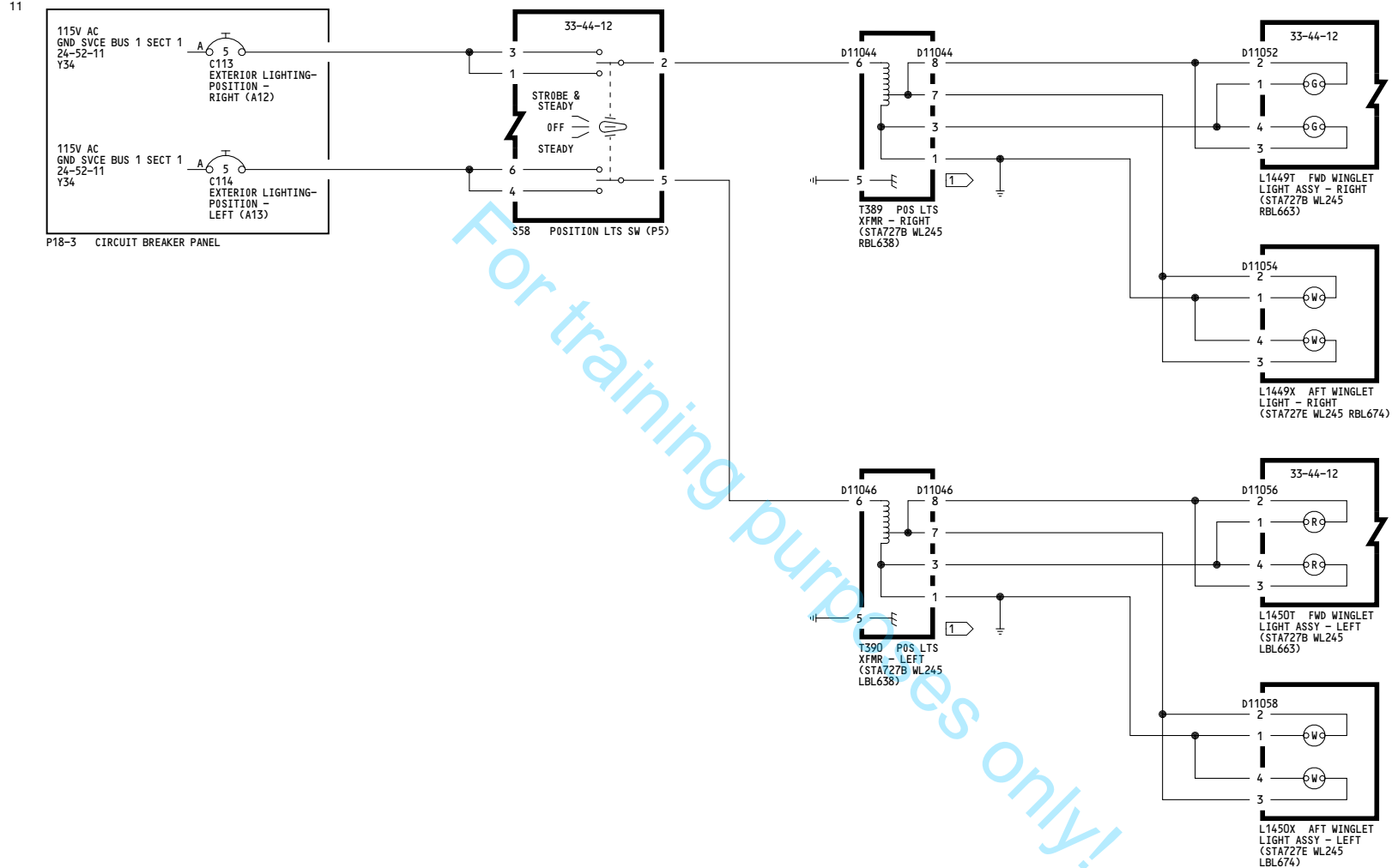
1 TRANSFORMER FT1246 OUTPUT VOLTAGE IS (10V) AND PRR38275-14 CHANGES TRANSFORMER TO FT1348 OUTPUT VOLTAGE IS (9V)

ALL	EXTERIOR LIGHTS - POSITION
	D280A238

33-43-11

Page 101

Jun 30/2009



NOTES:

1 TRANSFORMER FT1246 OUTPUT VOLTAGE IS (10V) AND PRR38275-14 CHANGES TRANSFORMER TO FT1348 OUTPUT VOLTAGE IS (9V)

YD005-YD007

**EXTERIOR LIGHTS -
POSITION**

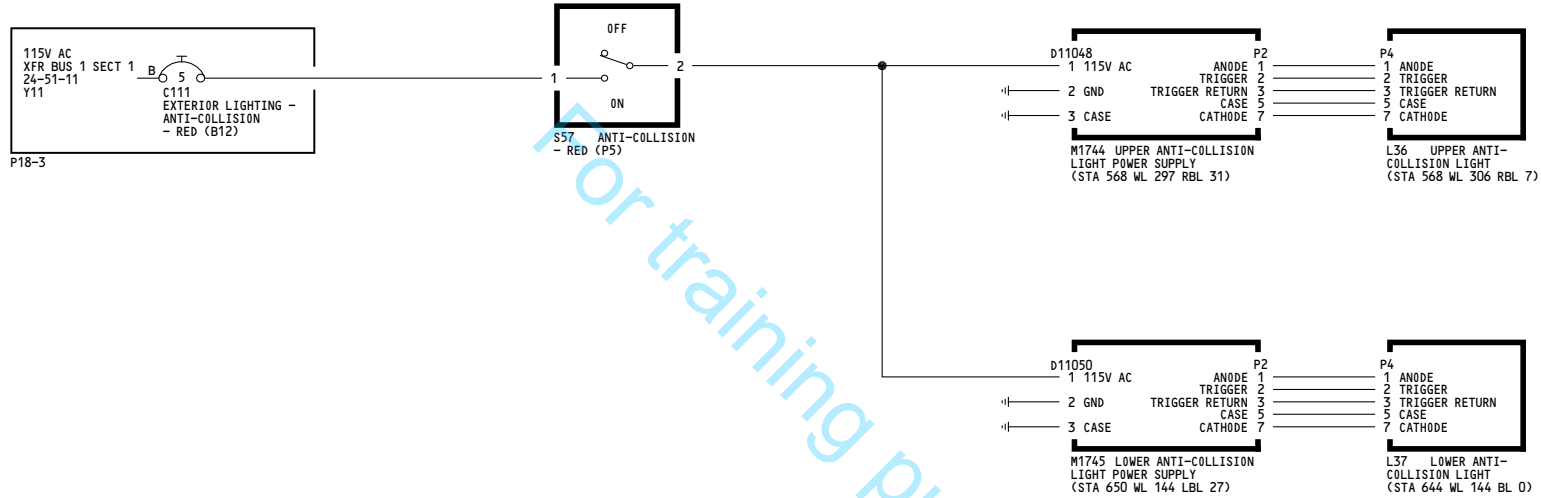
Incorporates
PD 0802664

D280A238

33-43-11

Page 101.1

Jun 30/2009



ALL

**EXTERIOR LIGHTS -
ANTICOLLISION - RED**

D280A238

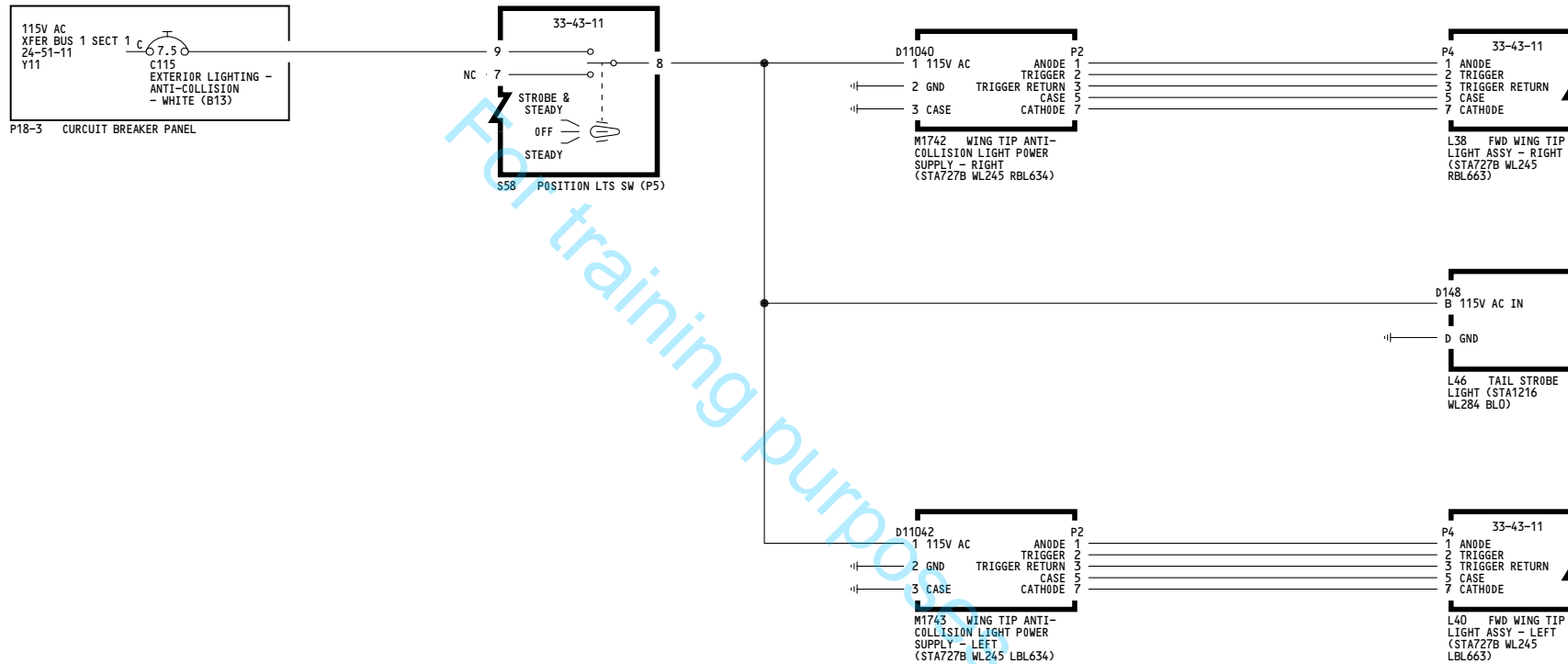
33-44-11

Page 101

Jun 30/2009

-D
3

WIRING DIAGRAMS
33-44-12



ALL

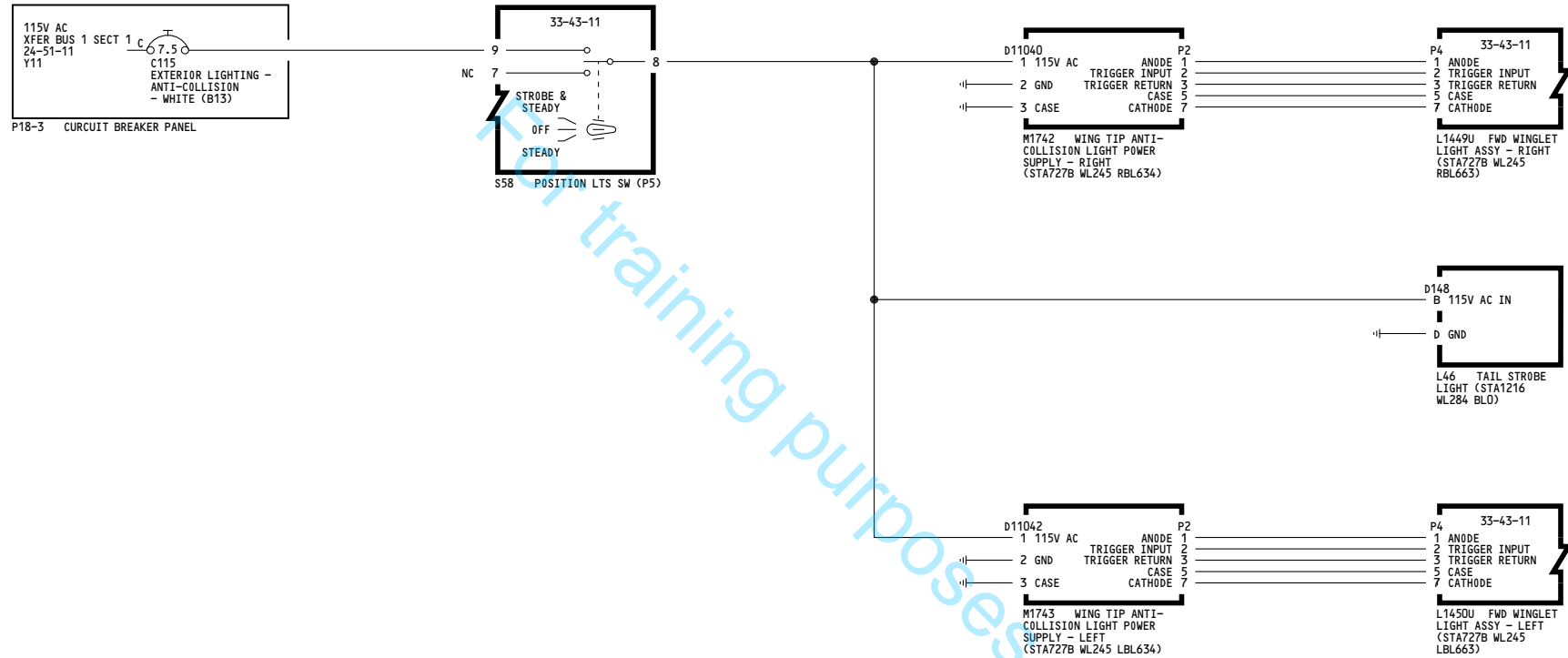
**EXTERIOR LIGHTS -
ANTICOLLISION - WHITE**

D280A238

33-44-12

Page 101

Oct 05/2011



YD005-YD007

**EXTERIOR LIGHTS -
ANTICOLLISION - WHITE**

Incorporates
PD 0802664

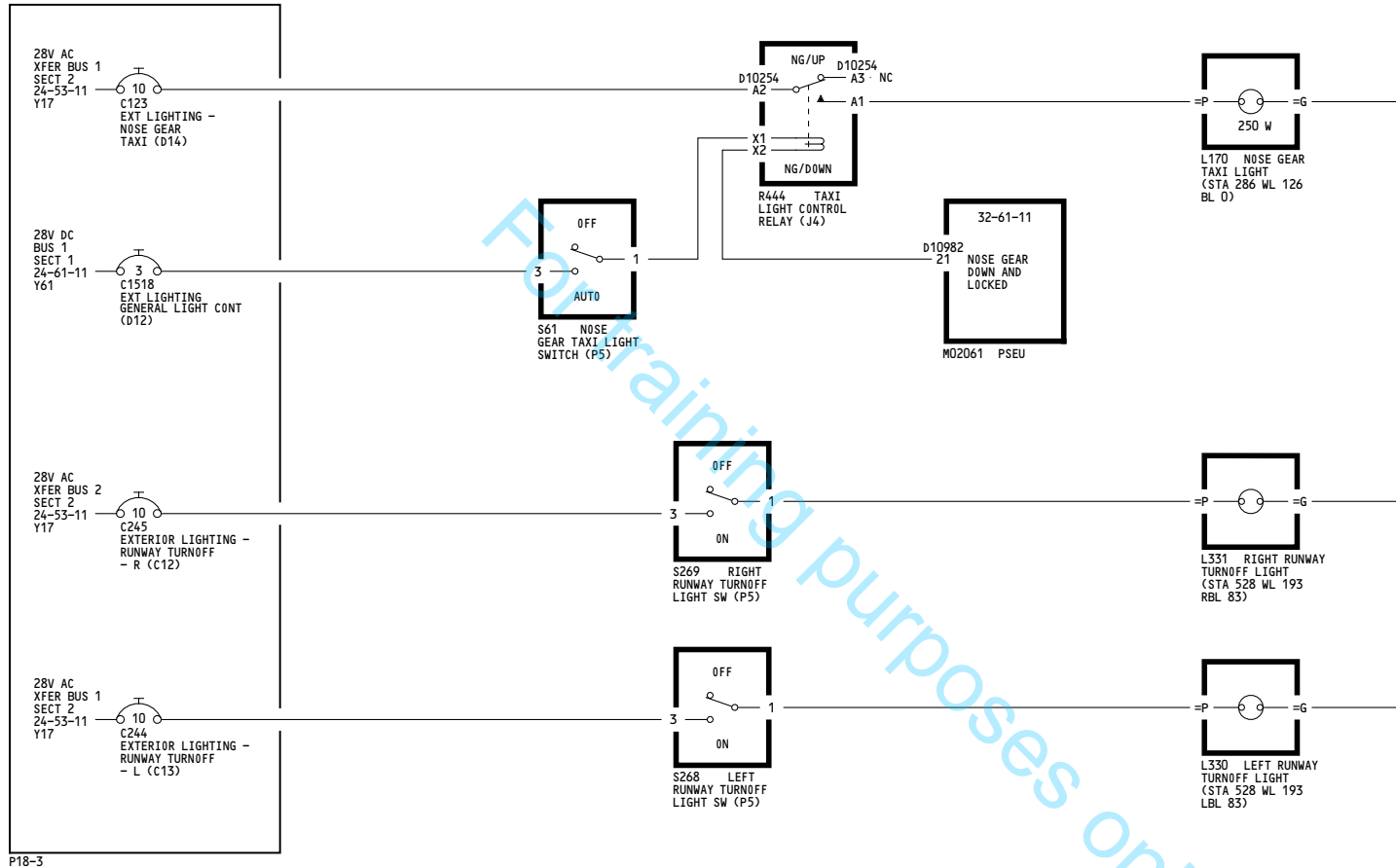
D280A238

33-44-12

Page 101.1

Jun 30/2009

-A
6



ALL

EXTERIOR LIGHTS - TAXI AND RUNWAY TURNOFF

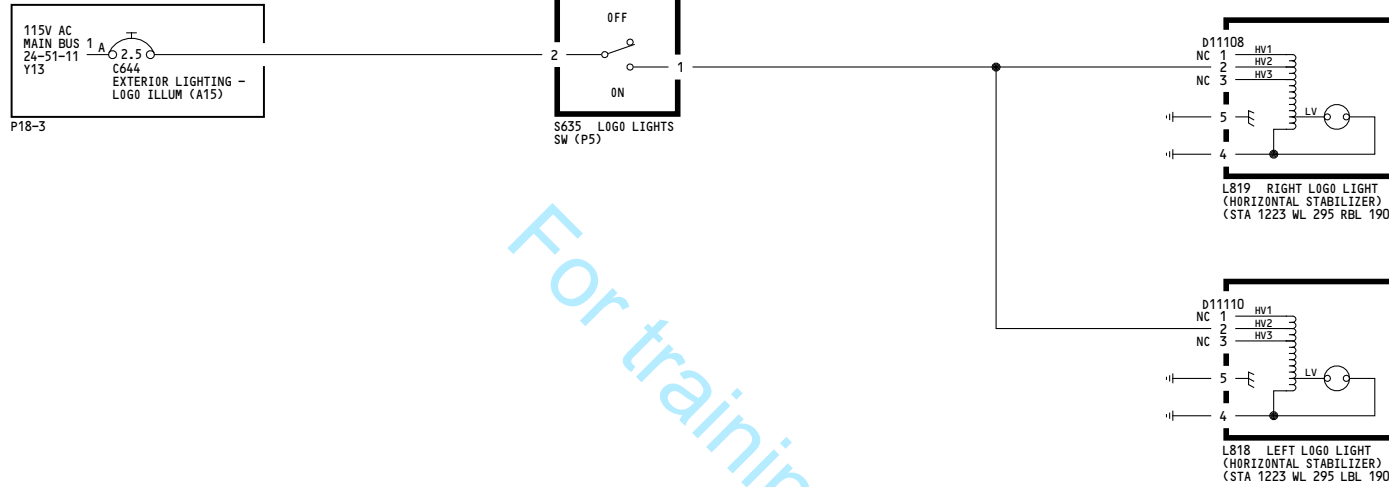
D280A238

33-45-11

Page 101

Jan 11/2006

-L
1



For training purposes only!

ALL

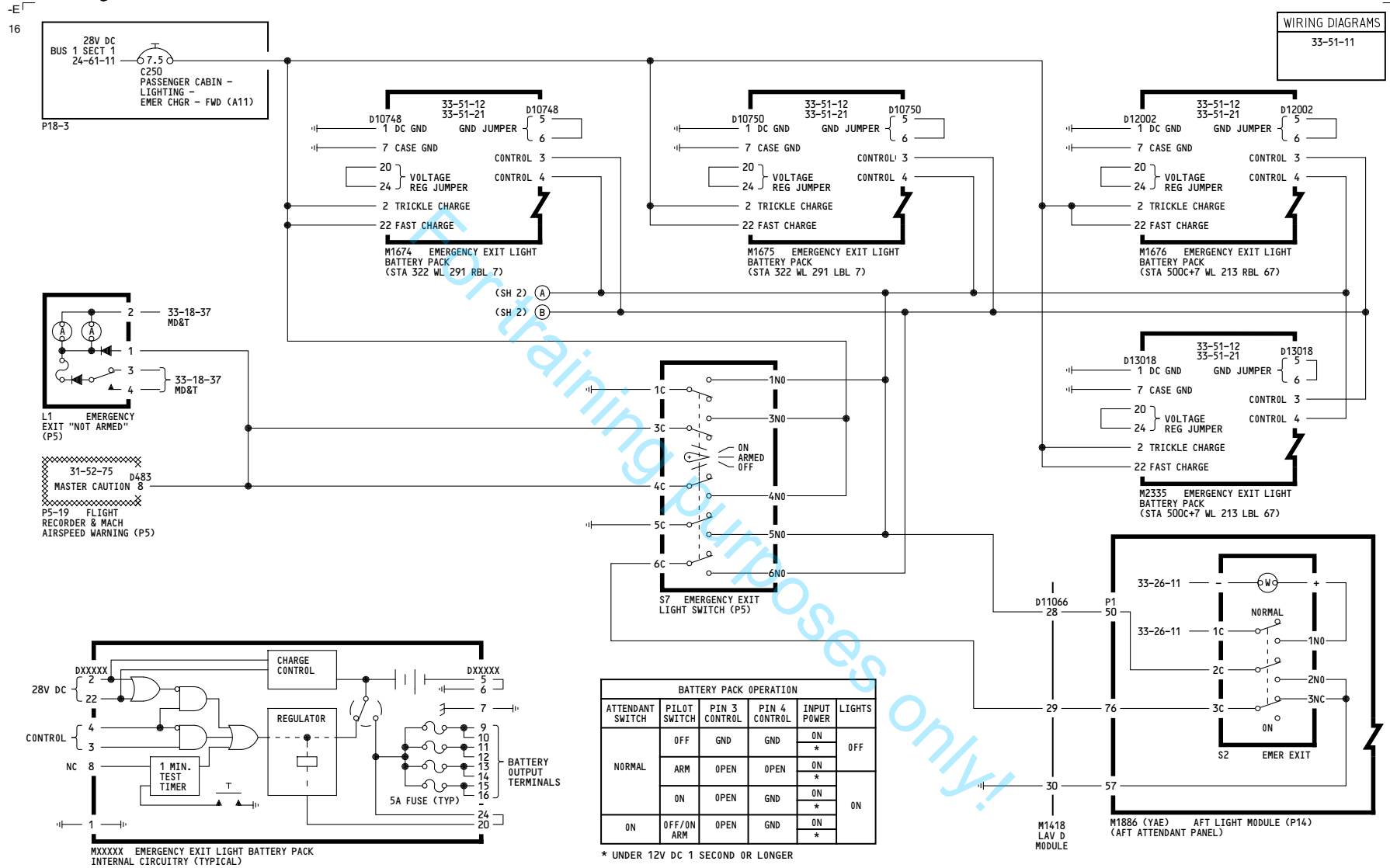
**EXTERIOR LIGHTS -
STABILIZER (LOGO)
FLOOD LIGHTS**

D280A238

33-49-11

Page 101

Jun 30/2009



ALL

EMERGENCY EXIT LIGHTS - CONTROL

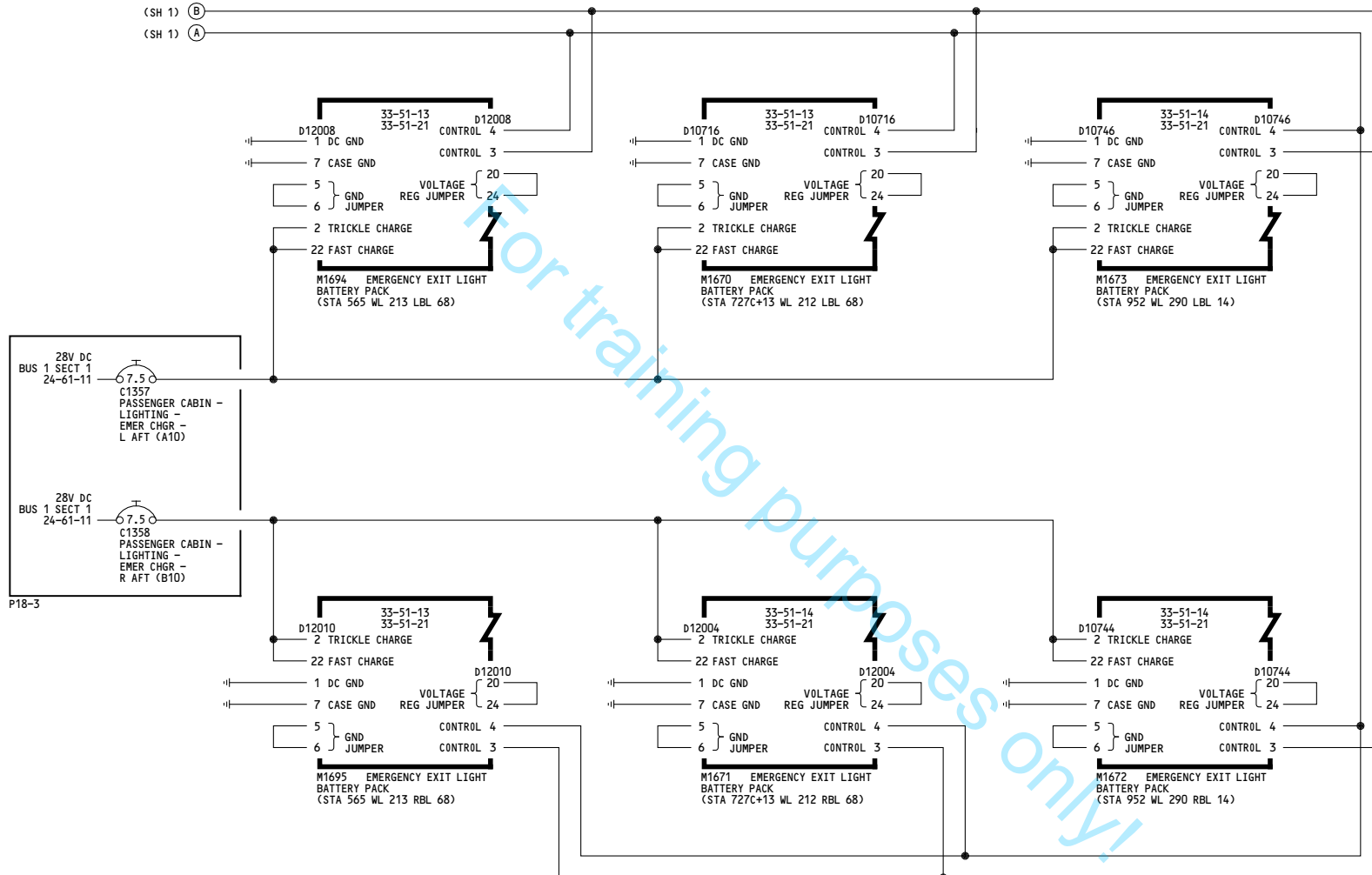
D280A238

33-51-11

Page 101
Sheet 1
May 02/2008

-D
2

WIRING DIAGRAMS
33-51-11



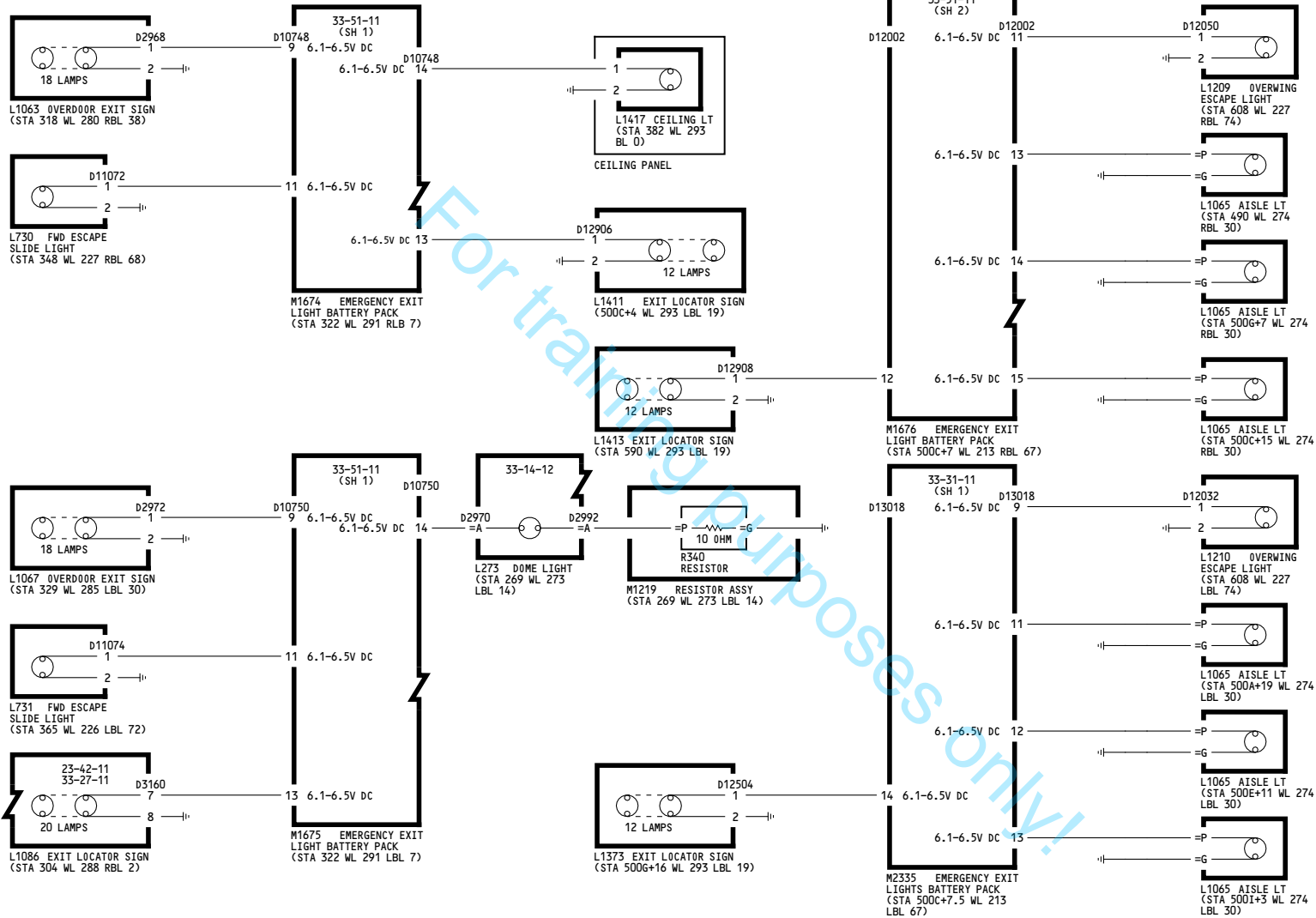
ALL	EMERGENCY EXIT LIGHTS - CONTROL
	D280A238

33-51-11

Page 101
Sheet 2
May 02/2008

-D
30

WIRING DIAGRAMS
33-51-12



ALL

EMERGENCY EXIT LIGHTS - FORWARD

D280A238

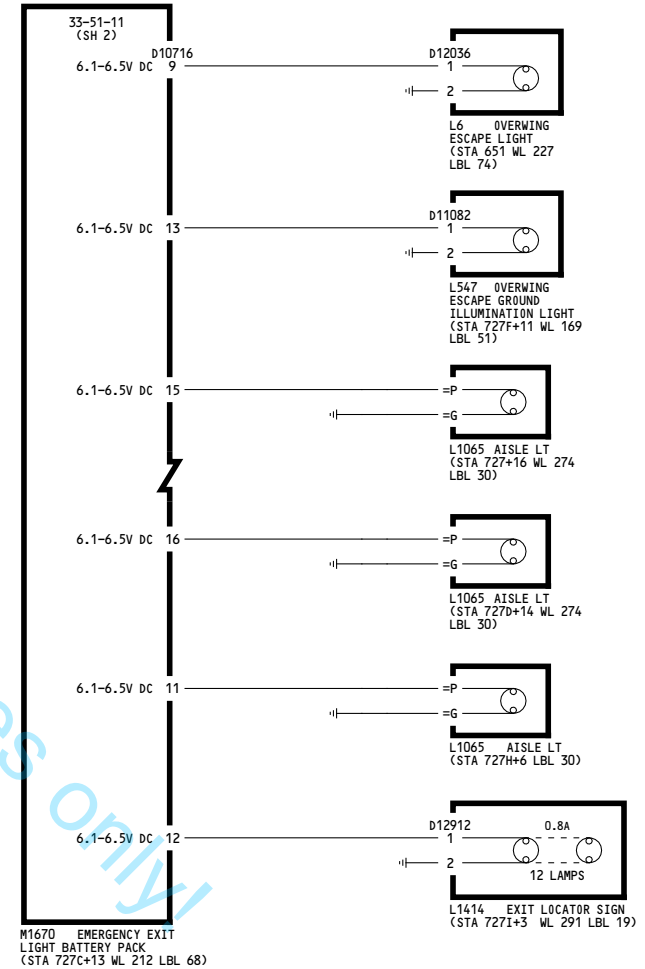
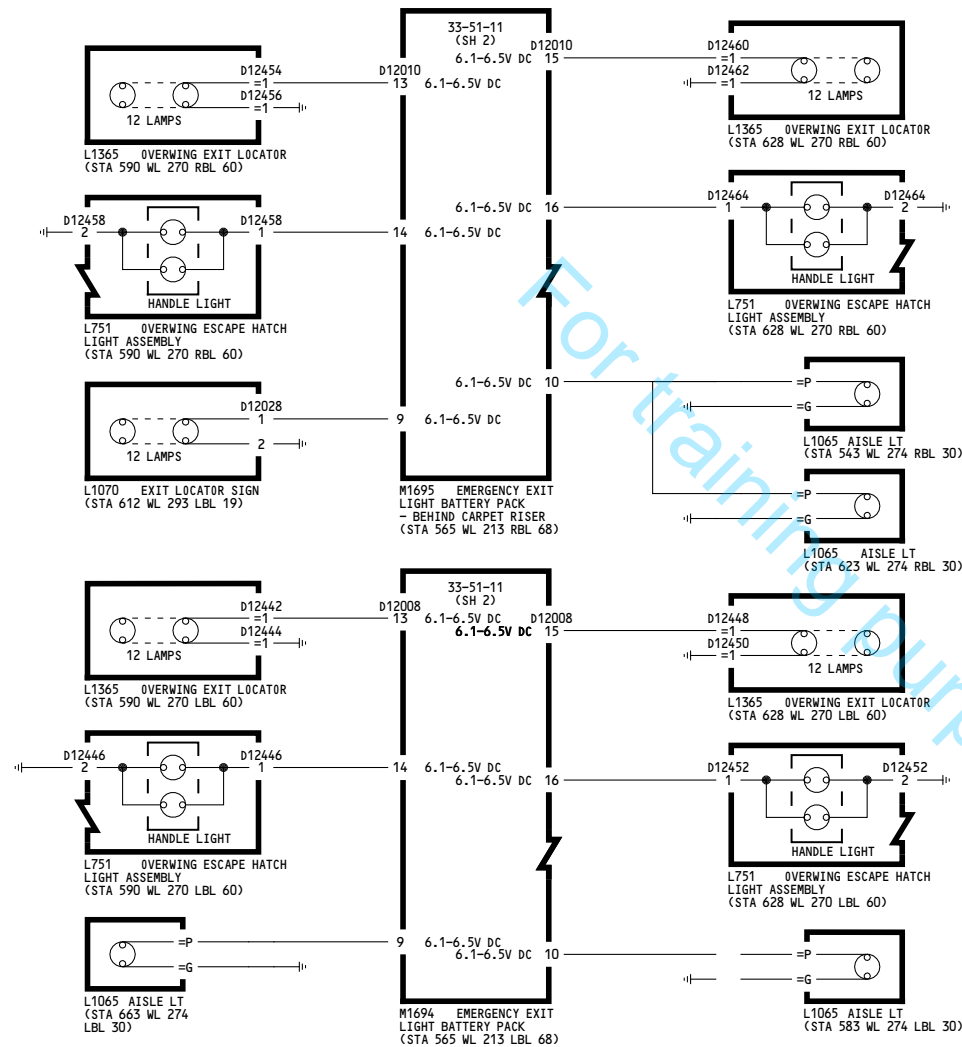
33-51-12

Page 101

Jan 11/2006

-B-
35

WIRING DIAGRAMS
33-51-13



ALL

EMERGENCY EXIT LIGHTS - MID

D280A238

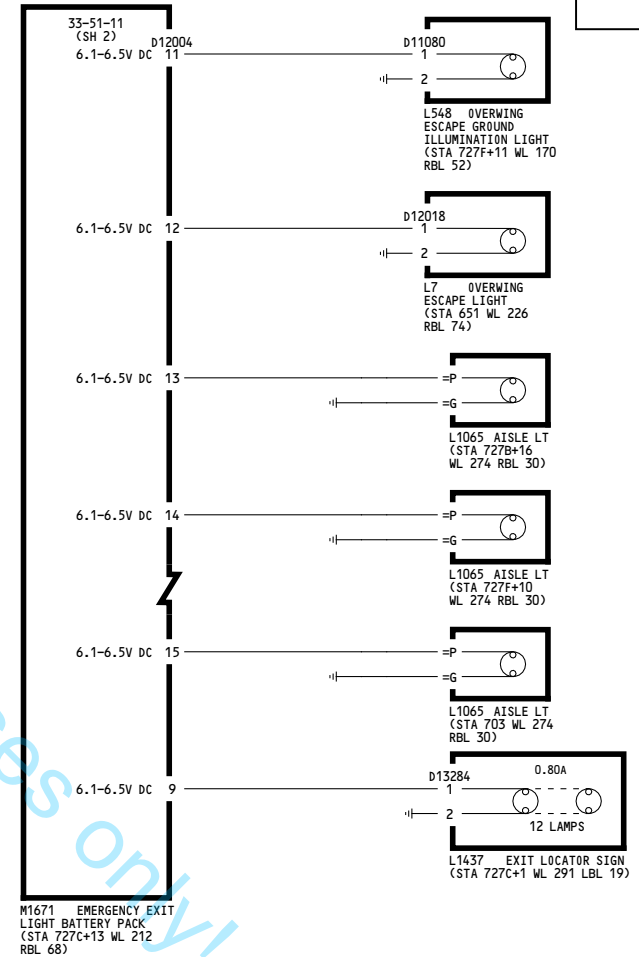
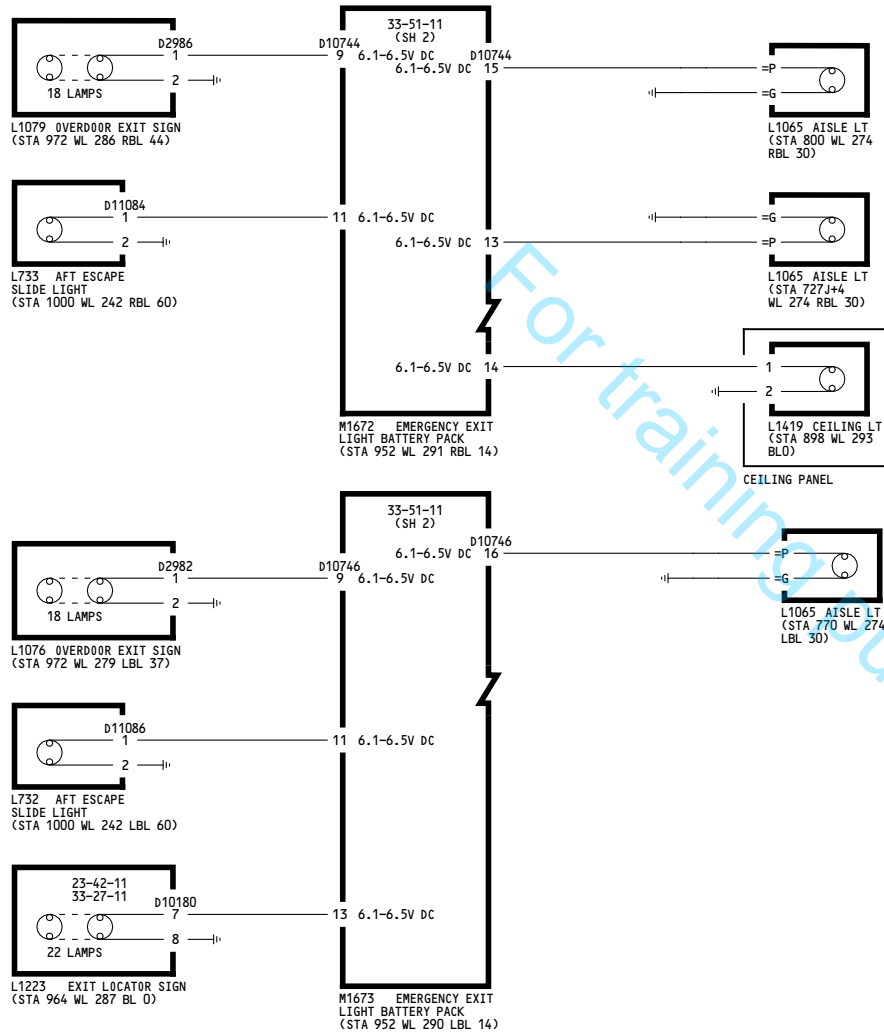
33-51-13

Page 101

Jan 11/2006

-B
29

WIRING DIAGRAMS
33-51-14



ALL

EMERGENCY EXIT LIGHTS -
AFT

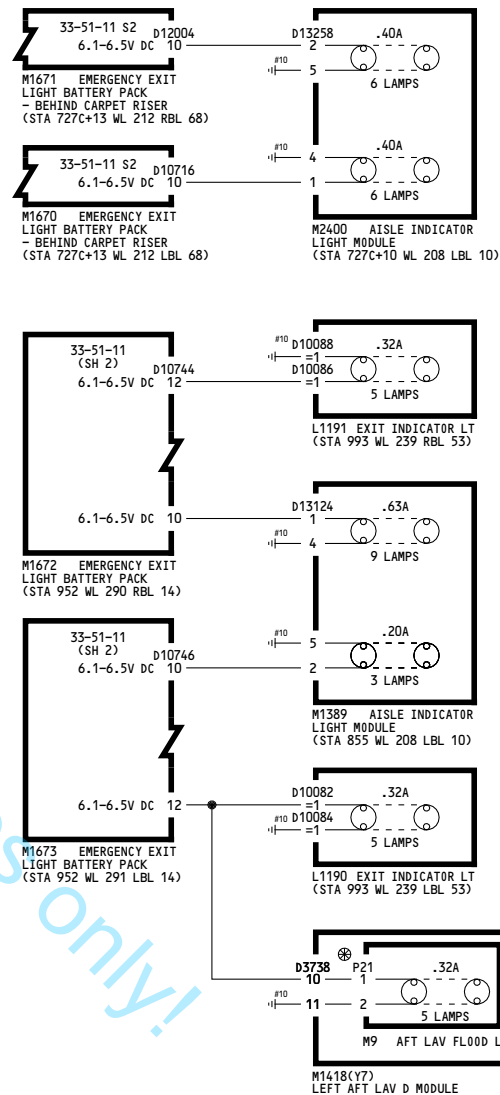
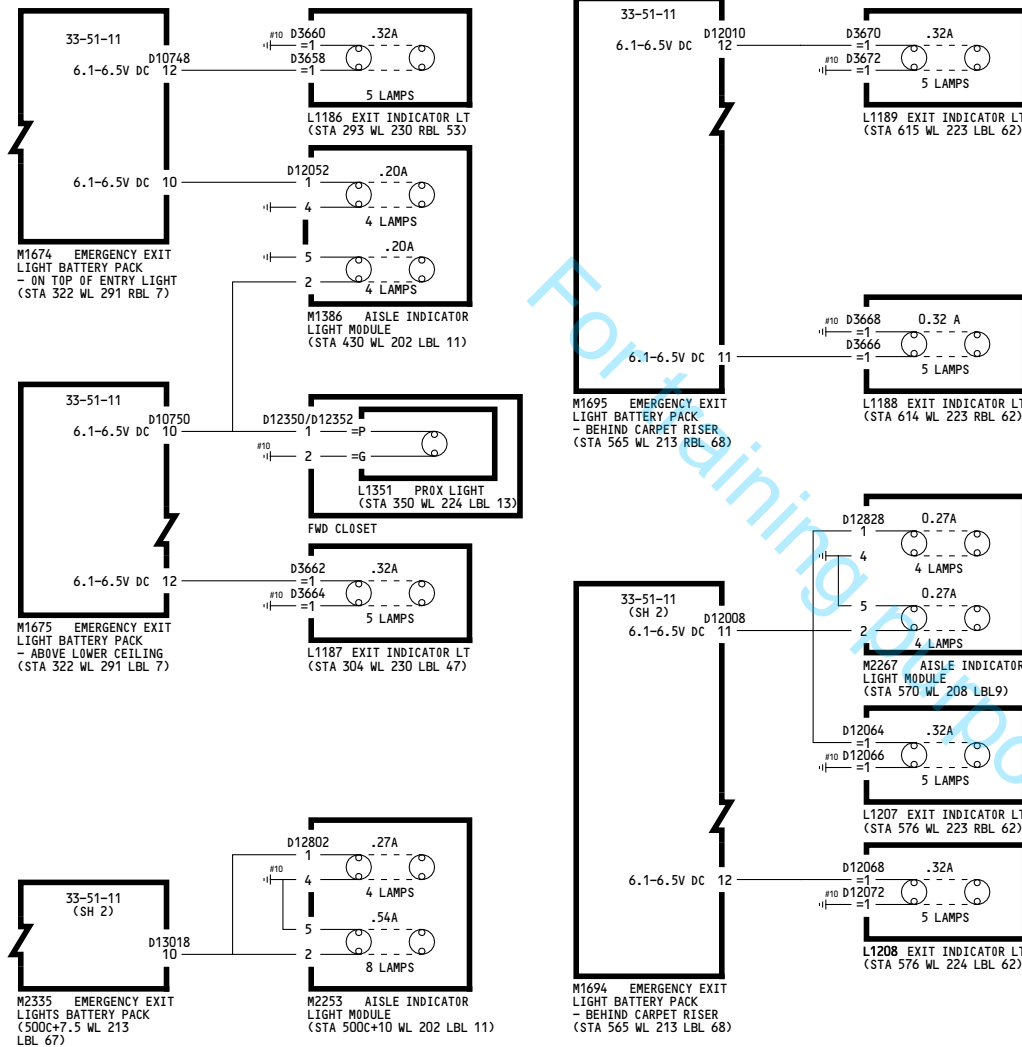
D280A238

33-51-14

Page 101

Jan 11/2006

94



WIRING DIAGRAMS
33-51-21

YD001-YD002

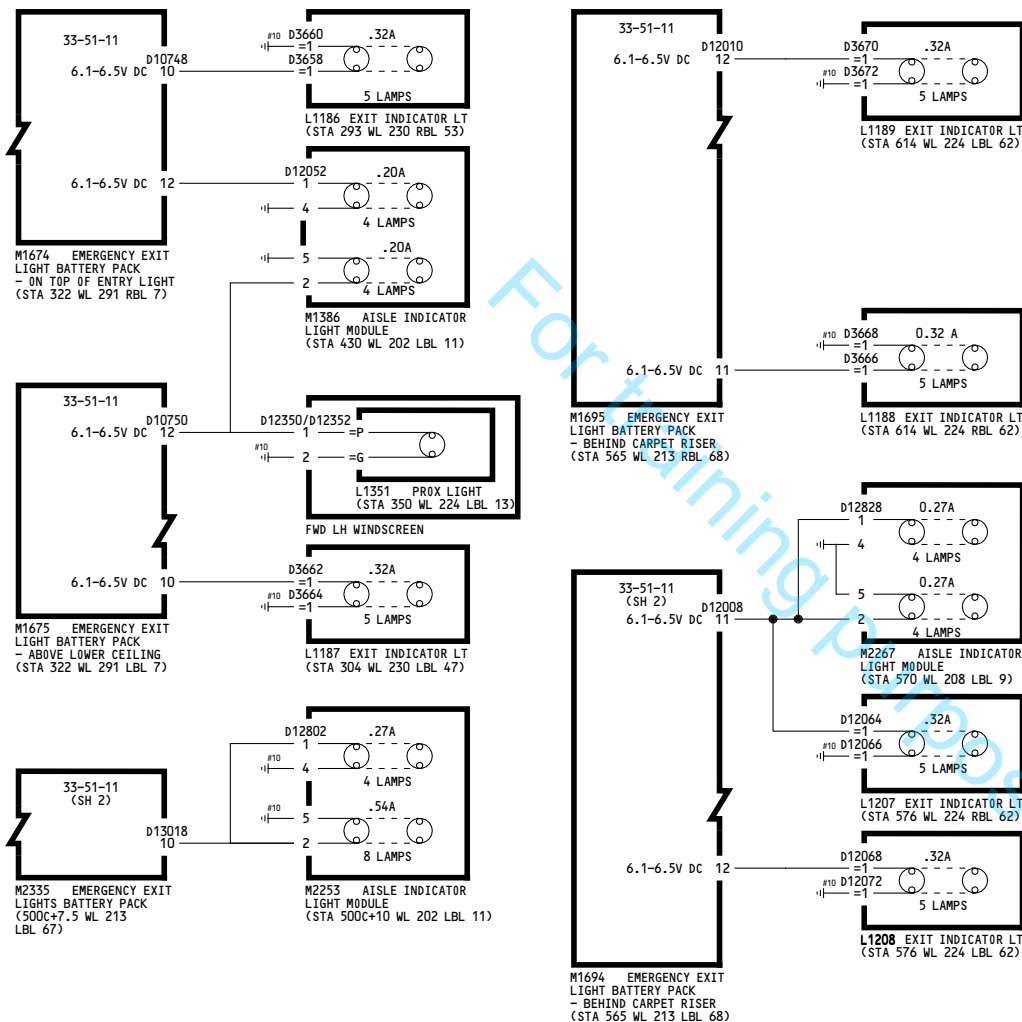
**EMERGENCY EXIT LIGHTS -
FLOOR PROXIMITY**

D280A238

33-51-21

Page 101

Jan 11/2006



YD003-YD020

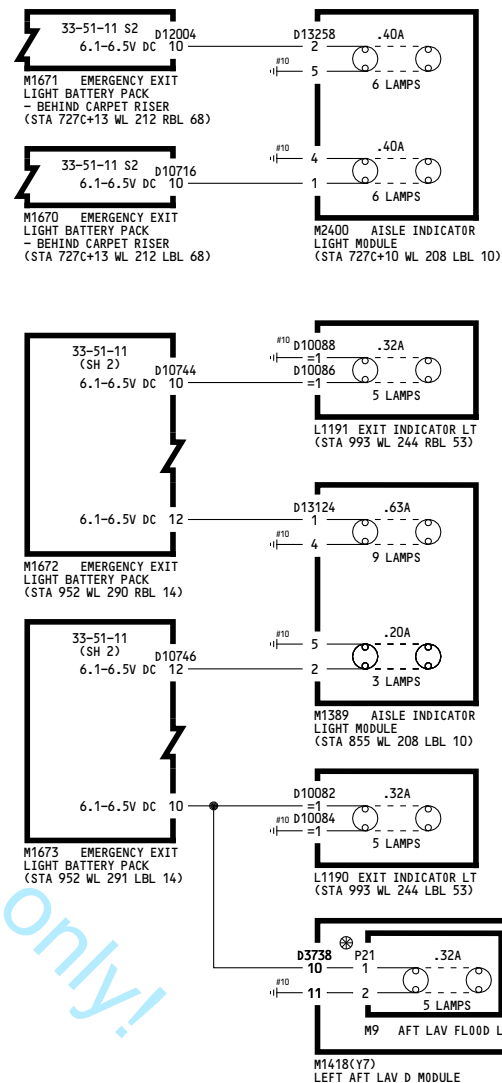
EMERGENCY EXIT LIGHTS - FLOOR PROXIMITY

D280A238

737-800 SYSTEM SCHEMATIC MANUAL

WIRING DIAGRAMS

33-51-21



33-51-21

Page 102

Jan 11/2006